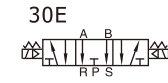
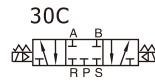
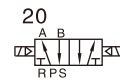
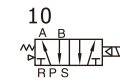


Solenoid valve(5/2 way, 5/3 way)

4V200 Series



Ordering code

4V 2 10 08 A □ T - W

① ② ③ ④ ⑤ ⑥ ⑦ ⑧

① Model

4V: Solenoid valve
(5/2, 5/3 way)

④ Port size

06: 1/8"
08: 1/4"

⑥ Electrical entry

Blank: Terminal
I: Grommet

② Code

2: 200 Series

⑤ Voltage

A: AC220V
B: DC24V
C: AC110V
E: AC24V
F: DC12V

⑦ Thread type

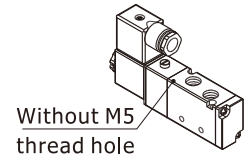
T: NPT

③ Valve type

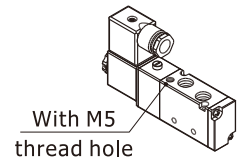
10: Single solenoid 5/2 way
20: Double solenoid 5/2 way
30C: Double solenoid 5/3 way
closed center
30E: Double solenoid 5/3 way
exhaust center
30P: Double solenoid 5/3 way
pressure center

⑧ Pilot type

Blank: Internal pilot



W: External pilot



Please refer to 57 for manifold specification and the order way.

Specification

Model	4V210-06 4V220-06	4V230C-06 4V230E-06 4V230P-06	4V210-08 4V220-08	4V230C-08 4V230E-08 4V230P-08
Fluid	Air(to be filtered by 40 μm filter element)			
Acting	Internal pilot or external pilot			
Port size [Note1]	In=Out=Exhaust=1/8"		In=Out=1/4" Exhaust=1/8"	
Orifice size	14.0mm ² (Cv=0.78)	12.0mm ² (Cv=0.67)	16.0mm ² (Cv=0.89)	12.0mm ² (Cv=0.67)
Valve type	5 port 2 position	5 port 3 position	5 port 2 position	5 port 3 position
Operating pressure	21~114psi(0.15~0.8MPa)			
Operating pressure	175psi(1.2MPa)			
Temperature	-20~70°C			
Material of body	Aluminum alloy			
Lubrication [Note2]	Not required			
Max. frequency [Note3]	5 cycle/sec	3 cycle/sec	5 cycle/sec	3 cycle/sec
Weight (g)	4V210-06:220 4V220-06:320	360	4V210-08:220 4V220-08:320	360

[Note1] NPT thread is available.

[Note2] Once lubricated air is used, continue with same medium to optimize valve life span. Lubricants like ISO VG32 or equivalent are recommended.

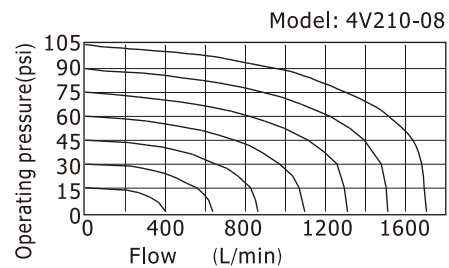
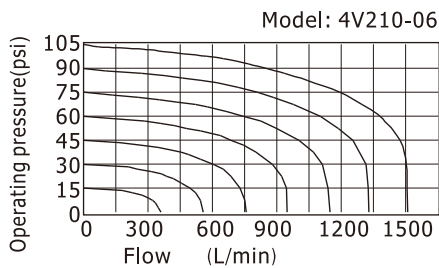
[Note3] The maximum actuation frequency is in the no-load state.

4V200 Series

Product feature

1. Pilot-oriented mode: Internal pilot or external pilot.
2. Structure in sliding column mode: good tightness and sensitive reaction .
3. Three position solenoid valves have three kinds of central function for your choice.
4. Double control solenoid valves have memory function.
5. Internal hole adopts special processing technology which has little attrition friction, low start pressure and long service life.
6. No need to add oil for lubrication.
7. It is available to form integrated valve group with the base to save installation space.
8. Affiliated manual devices are equipped to facilitate installation and debugging.
9. Several standard voltage grades are optional.

Flow chart



Coil specification

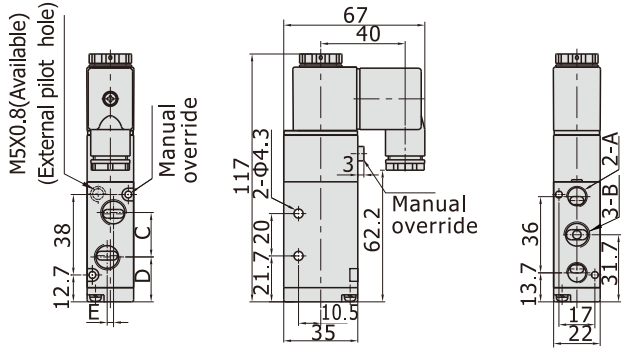
Item	specification				
Standard voltage	AC220V	AC110V	AC24V	DC24V	DC12V
Scope of voltage	AC: $\pm 15\%$		DC: $\pm 10\%$		
Power consumption	4.5VA	4.5VA	5.0VA	3.0W	3.0W
Protection	IP65(DIN40050)				
Temperature classification	B Class				
Electrical entry	Terminal, Grommet				
Activating time	0.05 sec and below				

Solenoid valve(5/2 way, 5/3 way)

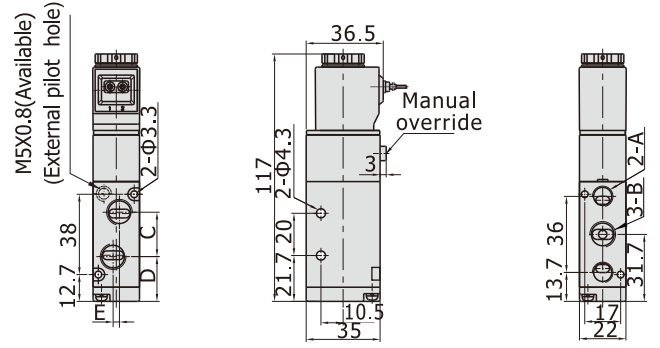
4V200 Series

Dimensions

4V210(Terminal)



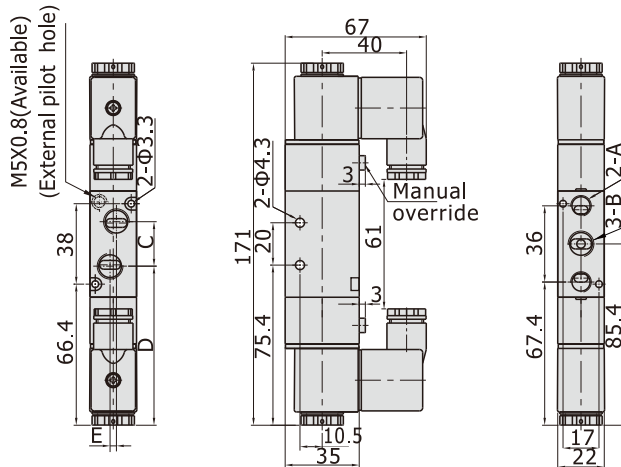
4V210(Grommet)



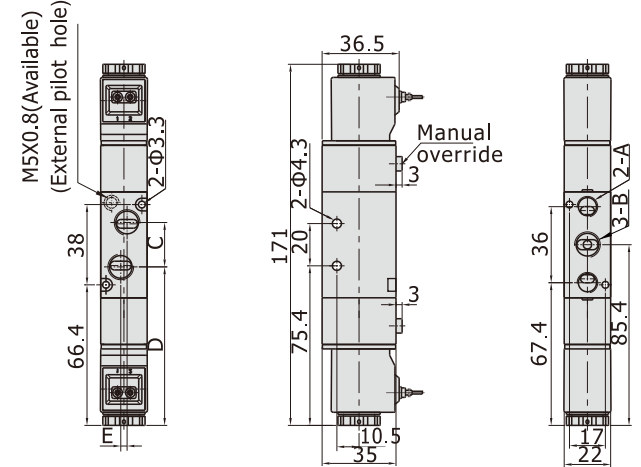
[Unit: mm]

Model\Item	A	B	C	D	E
4V210-06	1/8"	1/8"	18	22.7	0
4V210-08	1/8"	1/4"	21	21.2	3

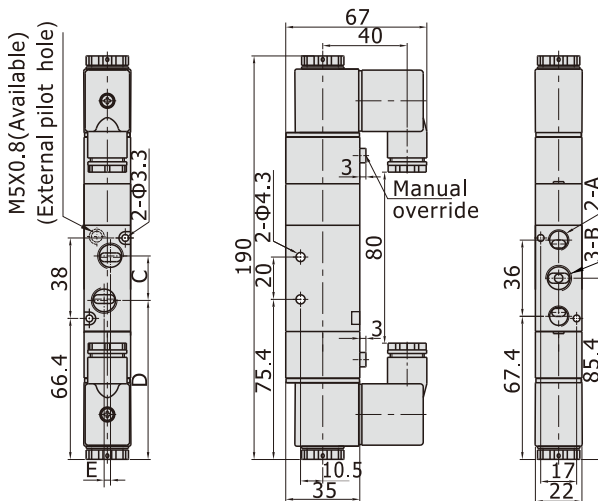
4V220(Terminal)



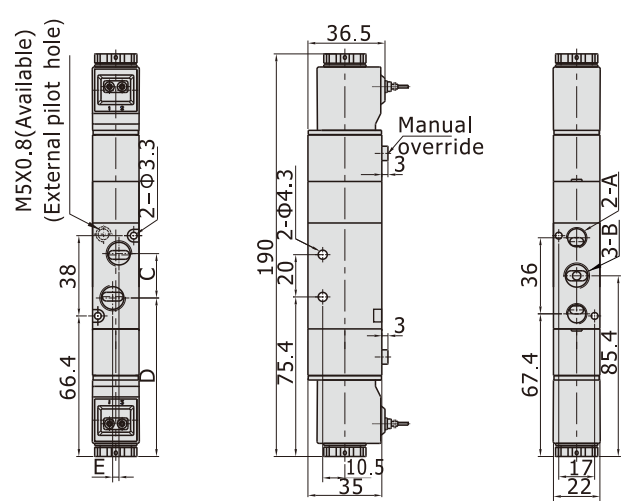
4V220(Grommet)



4V230(Terminal)



4V230(Grommet)



Model\Item	A	B	C	D	E	
4V220-06	4V230-06	1/8"	1/8"	18	76.4	0
4V220-08	4V230-08	1/8"	1/4"	21	74.9	3