

Esteemed Customer,

We Onka Electrical Materials Industry & Trade Ltd. Co. deem quality in manufacturing, economy and service as our essential principles on the base of our experience and knowledge we gained since 1986; and we have reached our current product range by non-stop new product additions into our portfolio. We deem it as our goal to diversify our product range in accordance with your wishes and demands.

We Elektrokär Electrical Materials Marketing Industry & Trade Ltd. Co. share with you our experience and knowledge on marketing and supply. Considering your high interest and demand for our catalogues and price list, we continue such activities by ever-developing it.

We would like to thank to our solution partners and firms, to which we are an agency, for their assistance.

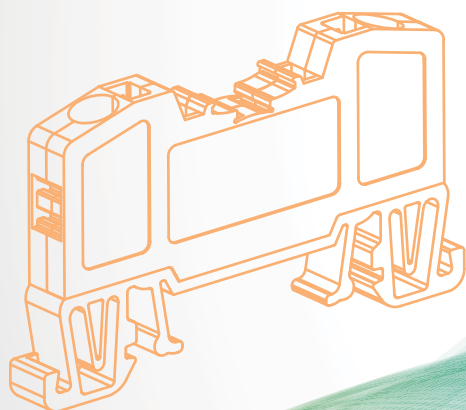

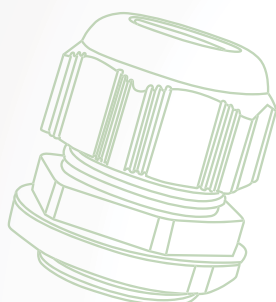
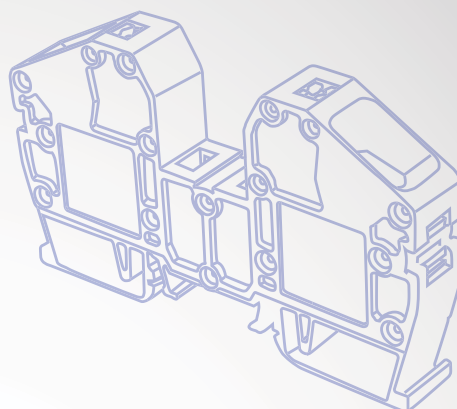
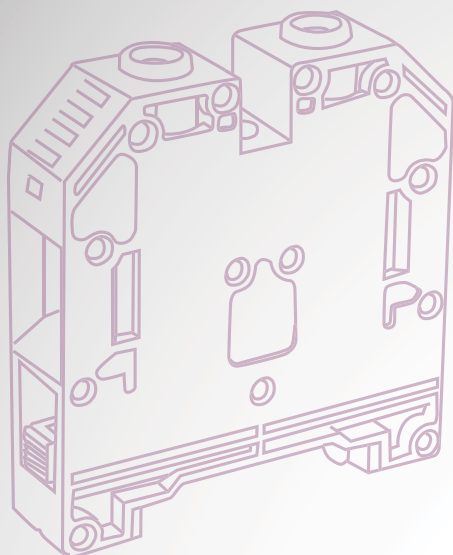
We continue our mission to supply you with electrical components both in domestic and foreign markets. Our studies on this matter continue.

We would like to thank you for choosing us as your supplier, and we wish all the best for you.

Yours Sincerely,  
General Manager  
**Mechanical Engineer**  
**Kamil KARACÄ**







**Onka**<sup>®</sup>





ONKA GROUP COMPANIES

**Onka**<sup>®</sup>

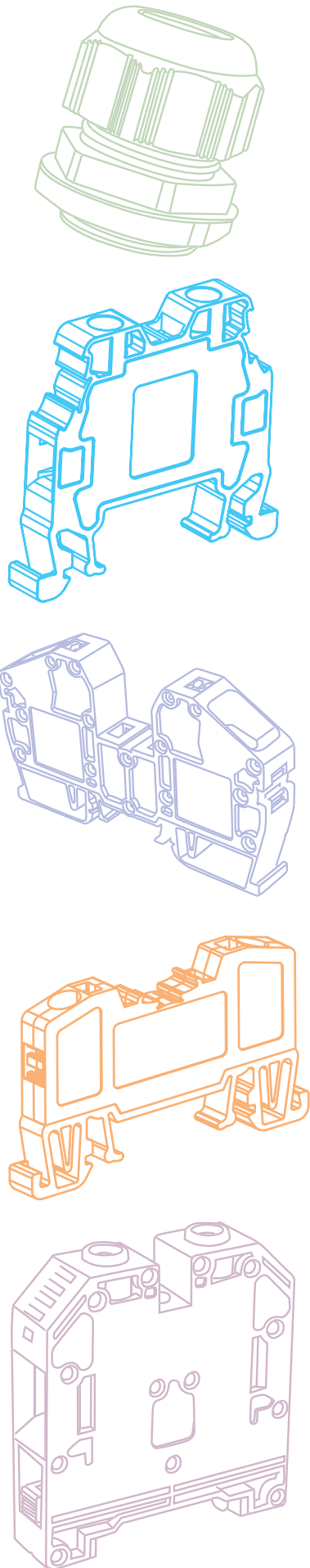
**ELEKTROKAR**<sup>®</sup>  
ELEKTRİK MALZ. SAN. VE TİC. LTD. ŞTİ.

**Onka**<sup>®</sup> ENERJİ  
ENERGY



THINK BIG! USE **Onka**<sup>®</sup>!

# INDEX




MRK Series Rail Terminal Blocks	8
OPK Series Rail Terminal Blocks	15
MPK Series Rail Terminal Blocks	22
Electronic Terminal Blocks	25
Transformer Terminal Blocks	38
Modular Equipment Terminal Strips	38
Mini Connectors (For Aspirator)	38
Steatite Terminals	39
New Terminal Strips	40
Socket Connectors	42
Connection Apparatus	43
Lid Terminal Connectors	43
Junction Box Terminal	44
Wire Nut Connector	44
Push-in Wire Connectors	45
KCG Type Cable Marker	46
Rail Mounting Sockets	48
Cable Tie Mounts (Self Adhesive & Screwed)	49
Marking Label Slot For Cables	49
Panel Signal and Button Markers	49
Polyamide Cable Gland	50
Cable Trunking	55
Distribution Units	58
W Automat Busbars	65
Modular Power Connectors	69
Connection Terminals For Cu-Busbars	70
Neutral Grounded Busbar & Support	70
Rails	71
Cable Lugs	75
Butt Connectors & Terminals	83
Bimetal (Al-Cu) Cable Lugs	84
Clamps	85
LV Isolators	86
Panel Led Lighting	92
Insulated Terminals	93
Monoblock Distribution Units	101
Heat Shrink Tubing	106
Cable Ties & Accessories	107
Thermostates & Cable Collectors	115
Printers & Marking / Plotter Printer	117



# MRK SERIES RAIL TERMINAL BLOCKS





## MRK SERIES SCREWED TYPE TERMINAL BLOCKS

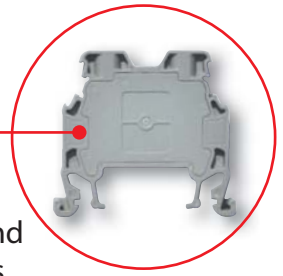
### Technical Features:

- Does not require final plate (Both sides are closed), provides cost saving and better isolation.
- Symmetrical (Mountable to rail at both directions)
- Provides opportunity to assemble cable section from 0,06 mm<sup>2</sup> to 120 mm<sup>2</sup>.
- Labelling system appropriate for strap marking.
- Double sided bridging opportunity.
- Isolated comb bridge can be used from 1,5 mm<sup>2</sup> to 10 mm<sup>2</sup>.
- Screw system is flat headed for sections 35 mm<sup>2</sup> and lower.
- In 50 mm<sup>2</sup> and following sections, the screw system is allen headed.
- MRK Series stopper can be used both as group label or end label.


# MRK SERIES





• The roll labelling marking system can be used from 1.5 mm<sup>2</sup> to 35 mm<sup>2</sup> in the new MRK series.



• Main body is monolithic and the end plate is produced as embedded.




• The new fixed bridge system is used in the new MRK series from 1.5 mm<sup>2</sup> to 10 mm<sup>2</sup>.



• The dimensions of MRK series for 16 mm<sup>2</sup> and 35 mm<sup>2</sup> are more smaller than the old series. MRK 16 is (51 x 54 x 12) mm, MRK 35 is (51 x 54 x 15) mm.

• Terminal block's body and end plate are connected within 4 steel screw.




• In the case of the U type structured the sleeves can be touched from different points to the cable in the new MRK 6-10-16 and 35 mm<sup>2</sup>

• The foot parts of terminals 16 and 35 mm<sup>2</sup> can be locked more better because of the same width as the terminal.



- It is produced 1.5-2.5-4-6-10-16-35 mm<sup>2</sup> in the new MRK series.
- It is new added 1.5 mm<sup>2</sup> to our product gamma.
- In the case of the copper busbar and the sets made interior of sleeves it is imposible to pull back the cable from the terminal blocks.
- This is the fixed bridge for the MRK 16 and 35 mm<sup>2</sup>

## MRK SERIES SCREWED TYPE RAIL TERMINAL BLOCKS



CODE	DESCRIPTIONS	VOLTAGE	CURRENT	BOX	CARTON
ONKA-1002	MRK - 1,5 mm <sup>2</sup>	750 V	17.5 A	100	3600
ONKA-1012	MRK - 2,5 mm <sup>2</sup>	750 V	24 A	100	2800
ONKA-1022	MRK - 4 mm <sup>2</sup>	750 V	32 A	100	2800
ONKA-1032	MRK - 6 mm <sup>2</sup>	750 V	41 A	100	2000
ONKA-1042	MRK - 10 mm <sup>2</sup>	750 V	57A	100	2000
ONKA-1052	MRK - 16 mm <sup>2</sup>	750 V	76 A	50	600
ONKA-1062	MRK - 35 mm <sup>2</sup>	750 V	125 A	30	600
ONKA-1072	MRK - 50 mm <sup>2</sup>	750 V	150 A	20	300
ONKA-1082	MRK - 70 mm <sup>2</sup>	750 V	192 A	20	300
ONKA-1092	MRK - 95 mm <sup>2</sup>	1000 V	232 A	10	150
ONKA-1102	MRK - 120 mm <sup>2</sup>	1000 V	269 A	10	150

## MRK SCREWED DOUBLE RAIL TERMINAL BLOCKS



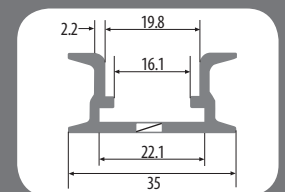
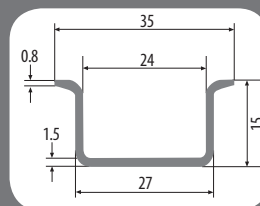
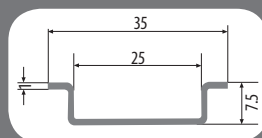
CODE	DESCRIPTIONS	VOLTAGE	CURRENT	BOX	CARTON
ONKA-1612	MRK -C 2,5 mm <sup>2</sup>	500 V	24 A	50	1 200
ONKA-1622	MRK -C 2,5 mm <sup>2</sup> Bridged	500 V	24 A	50	1 200
ONKA-1632	MRK -C 2,5 mm <sup>2</sup> Diode	500 V	24 A	50	1 200
ONKA-1642	MRK -C 2,5 mm <sup>2</sup> with Led AC/DC	500 V	24 A	50	1 200
ONKA-1652	MRK -C 4 mm <sup>2</sup>	500 V	32 A	50	1 200
ONKA-1662	MRK -C 4 mm <sup>2</sup> Bridged	500 V	32 A	50	1 200
ONKA-1672	MRK -C 4 mm <sup>2</sup> Diode	500 V	32 A	50	1 200
ONKA-1682	MRK -C 4 mm <sup>2</sup> with Led AC/DC	500 V	32 A	50	1 200

## MRK SERIES SCREWED SLIM TYPE RAIL TERMINAL BLOCKS

CODE	DESCRIPTIONS	VOLTAGE	CURRENT	BOX	CARTON
ONKA-0902	MRK - 2,5 mm <sup>2</sup> SLIM SERIES	750 V	24 A	100	3 600
ONKA-0912	MRK - 4 mm <sup>2</sup> SLIM SERIES	750 V	32 A	100	2 800
ONKA-1132	MRK - 16 mm <sup>2</sup> SLIM SERIES	750 V	76 A	50	600
ONKA-1142	MRK - 35 mm <sup>2</sup> SLIM SERIES	750 V	125 A	30	600

*It is recommended to use non-insulated terminals when using Multi-Wire Cables in MRK 2,5 - MRK 4 Slim series.*

MOUNTABLE RAIL TYPES



## MRK SERIES COLOUR CODES

### Colour Options:

ONKA-1001 the last digit of this code refers to product color. To choose product color you can use the color codes next.


MINT GREEN

1	GREY	2	BLUE	5	YELLOW	8
PRIMARY COLOR	CREAM	3	BROWN	6	GREEN	9
	BLACK	4	RED	7		

## MRK SCREWED EARTH RAIL TERMINAL BLOCKS



CODE	DESCRIPTIONS	VOLTAGE	CURRENT	BOX	CARTON
ONKA-1291	MTK 2,5 mm <sup>2</sup>	750 V	24 A	100	-
ONKA-1293	MTK 4 mm <sup>2</sup>	750 V	32 A	100	3 200
ONKA-1294	MTK 10 mm <sup>2</sup>	750 V	57 A	100	2 000
ONKA-1295	MTK 16 mm <sup>2</sup>	750 V	76 A	50	600
ONKA-1296	MTK 35 mm <sup>2</sup>	750 V	125 A	30	600

MRK SCREWED TEST CONNECTOR (10 mm<sup>2</sup>)

CODE	DESCRIPTIONS	PCS/BOX
ONKA-1310	Without expulsive	75
ONKA-1311	Single expulsive	75
ONKA-1312	Double expulsive	75
ONKA-1306	Single testing probe	75
ONKA-1308	Double testing probe	75

MRK SCREWED TEST CONNECTOR (6 mm<sup>2</sup>)

CODE	DESCRIPTIONS	BOX/CARTON
ONKA-1316	Double expulsive 750 V, 41 A Grey	100 / 1 000

## MRK SCREWED TEST CONNECTOR ACCESSORIES



CODE	DESCRIPTIONS	PCS/BOX
ONKA-1302	Upper Bridge for Testing Connectors, 8 poles	50
ONKA-1303	Upper Bridge for Testing Connectors, 2 poles	50
ONKA-1318	Upper Bridge for Testing Connectors, 4 poles	50
ONKA-1319	Testing Screw	50
ONKA-1304	Expulsive for Upper Bridge	50

MRK SCREWED TEST CONNECTOR SHORT LINKS (10 mm<sup>2</sup>)

CODE	DESCRIPTIONS	BOX/CARTON
ONKA-1305	4 Pole Test Connector Set (Short Links) With Bridge and Expulsive 750 V, 57 A	75 / 750

## GLASS FUSE



CODE	TYPE	BOX	CARTON
WE-FS-52	5x20 mm Glass Fuse (0.2.....10A Please inform amp.)	100	1000

## MRK SCREWED FUSED RAIL TERMINAL BLOCKS



CODE	SECTION	DESCRIPTIONS	CURRENT	BOX	CARTON
ONKA-1322	MRK-S 6 mm <sup>2</sup>	Empty	6.3 A	100	1 000
ONKA-1332	MRK-S 6 mm <sup>2</sup>	With Busbar	6.3 A	100	1 000
ONKA-1352	MRK-S 6 mm <sup>2</sup>	24 V AC DC LED	6.3 A	100	1 000
ONKA-1372	MRK-S 6 mm <sup>2</sup>	48 V AC DC LED	6.3 A	100	1 000
ONKA-1392	MRK-S 6 mm <sup>2</sup>	110 V AC DC LED	6.3 A	100	1 000
ONKA-1402	MRK-S 6 mm <sup>2</sup>	220 V AC DC LED	6.3 A	100	1 000

Colours are available upon request.

## MRK TYPE TRANSFER CONNECTORS



CODE	TYPE	PCS/BOX
ONKA-1162	Max. 16 mm <sup>2</sup> Bridge Size 18 mm Transfer Connector (for 35-50 mm <sup>2</sup> terminals)	100
ONKA-1172	Max. 16 mm <sup>2</sup> Bridge Size 23 mm Transfer Connector (for 70 - 95 - 120 mm <sup>2</sup> terminals)	100

## MINI END BRACKET



CODE	DESCRIPTIONS	BOX/CARTON
ONKA-1202	Screwless end Bracket	100 / 3 600

## GROUP MARKER



CODE	DESCRIPTIONS	BOX/CARTON
ONKA-1482	Group Marker	100

## MINI END BRACKET



CODE	DESCRIPTIONS	BOX/CARTON
ONKA-1222	Mini End Bracket	100 / 3 600

## BIG END BRACKET



CODE	DESCRIPTIONS	BOX/CARTON
ONKA-1212	Big End Bracket	100 / 1 000

## END BRACKET WITH GROUP STICKER



CODE	DESCRIPTIONS	BOX/CARTON
ONKA-1232	End Bracket with Group Sticker	100 / 1 000

## MRK TYPE METAL CROSS CONNECTIONS




From 16 mm<sup>2</sup> to 35 mm<sup>2</sup> metal cross connections are available

## NUMBERING ACCESSORIES




CODE	DESCRIPTIONS	PCS/BOX
ONKA-9540	OD5-5 Printless	500
ONKA-9541	OD5-5B Printed	500
ONKA-9770	OD10-6 Printless	300
ONKA-9771	OD10-6B Printed	300
ONKA-5443	OD10-5P Combined Label Printless (For 1,5 mm <sup>2</sup> terminal blocks)	880
ONKA-5444	OD10-5P Combined Label Printed (For 1,5 mm <sup>2</sup> terminal blocks)	880
ONKA-4440	OD10-6P Combined Label Printless (For 2,5 mm <sup>2</sup> terminal blocks)	720
ONKA-4441	OD10-6P Combined Label Printed (For 2,5 mm <sup>2</sup> terminal blocks)	720
ONKA-4442	OD10-6P One by one plucked label marker printless (For 2,5 mm <sup>2</sup> terminal blocks)	720
ONKA-4443	OD10-6P One by one plucked label marker printed (For 2,5 mm <sup>2</sup> terminal blocks)	720
ONKA-4390	OD10-6P Combined Label Printless (For 4 mm <sup>2</sup> terminal blocks)	640
ONKA-4391	OD10-6P Combined Label Printed (For 4 mm <sup>2</sup> terminal blocks)	640
ONKA-2630	OD10-8P Combined Label Printless (For 6-10 mm <sup>2</sup> and bigger sizes terminal blocks)	560
ONKA-2631	OD10-8P Combined Label Printed (For 6-10 mm <sup>2</sup> and bigger sizes terminal blocks)	560

## TERMINAL BLOCKS MARKERS & MARKER SLOT




CODE	DESCRIPTIONS	PCS/BOX
ONKA-1287	MRK Marker (Screw cover)	1000
ONKA-1289	MRK Marker Slot, 11-12 mm	1000
ONKA-7301	11 mm x 2 x 20 m Double Label Tape	20 m x 2

## MRK TYPE CROSS CONNECTIONS




The metal parts can not be certainly dissolved in the case of the plastic isolation part's monolithic.

It can be easily removed with the screwdriver in the case of the notch over the bridge.



• It can be cutted in the middle of the comb bridge (example 10 and 20 pin bridges).

It is provided the bridge to the terminal within the plastic parts.



In the case of the pin's curved and diagonal structure it can be touched from 4 points to copper busbar.

All 2,5 mm<sup>2</sup> and 4 mm<sup>2</sup> cross connections can be both used for MRK and OPK Series.

COLOR	CODE	TYPE	BOX
Orange	ONKA-1920	1.5 x 2	100
Orange	ONKA-1921	1.5 x 3	100
Orange	ONKA-1922	1.5 x 4	100
Orange	ONKA-1923	1.5 x 10	30
Orange	ONKA-1924	1.5 x 20	20
Orange	ONKA-1925	2.5 x 2	100
Orange	ONKA-1926	2.5 x 3	100
Orange	ONKA-1927	2.5 x 4	75
Orange	ONKA-1928	2.5 x 10	30
Orange	ONKA-1929	2.5 x 20	20
Orange	ONKA-1930	4 x 2	100
Orange	ONKA-1931	4 x 3	50
Orange	ONKA-1932	4 x 4	50
Orange	ONKA-1933	4 x 10	30
Orange	ONKA-1934	4 x 20	20
Orange	ONKA-1935	6 x 2	100
Orange	ONKA-1936	6 x 3	50
Orange	ONKA-1937	6 x 4	50
Orange	ONKA-1938	6 x 10	15
Orange	ONKA-1939	6 x 20	10
Orange	ONKA-1940	10 x 2	100
Orange	ONKA-1941	10 x 3	50
Orange	ONKA-1942	10 x 4	50
Orange	ONKA-1943	10 x 10	15
Orange	ONKA-1944	10 x 20	10





### MRK SERIES STUD TERMINAL BLOCK FOR CABLE LUGS

Screwed Type Stud Terminal Blocks are more reliable when connection is in vibrating environments. Screwed Type Stud Terminal Blocks are preferred in three-phase systems as it is a healthier way of connection.

SKP lug is first screwed to high-profile cable end steadily in Screwed Type Terminal Blocks. That SKP lug is fitted to terminal block according to defined torque value. Thus, two conductive surfaces contact each other. Since two contacting conductive surfaces have more space in Screwed Type Stud Terminal Blocks, it is suitable for use in high currents. Terminal blocks for 25 mm<sup>2</sup>, 35 mm<sup>2</sup>, 50 mm<sup>2</sup>, 70 mm<sup>2</sup>, 95 mm<sup>2</sup>, 120 mm<sup>2</sup>, 150 mm<sup>2</sup>, profile cables are in production. Next range of products will be for 185 mm<sup>2</sup> and 240 mm<sup>2</sup> profile cables.



Thickness of copper busbar inside terminal block varies proportionate to cable profile only. Thickness of copper busbar is defined in line with maximum current that cable profile in use is supposed to carry and based on international standards. Thus, it is safe to use in high currents.

Disconnection due to vibration in environments with vibration is not seen in Screwed Type Stud Terminal Blocks as the connection is screwed strongly with a nut. For this reason, it is the top choice of machinery manufacturers when connecting three phases.

They are also widely used in railway sector, air-conditioning systems of train and subway cars, maritime sector, in engine rooms of ships, and any other environments with vibration.

### MRK SERIES STUD TERMINAL BLOCK FOR CABLE LUGS (WITHOUT COVER)

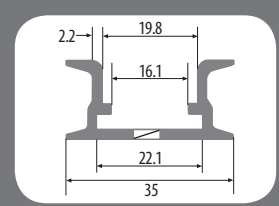
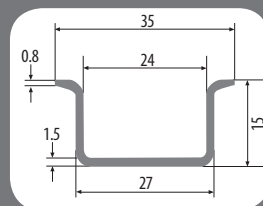
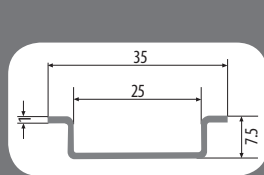
### MRK SERIES STUD TERMINAL BLOCK FOR CABLE LUGS (WITH COVER)



CODE	DESCRIPTIONS	VOLTAGE	CURRENT	BOX/CARTON
ONKA-2312	25 mm <sup>2</sup>	1000 V	101 A	10 / 140
ONKA-2332	35 mm <sup>2</sup>	1000 V	125 A	10 / 140
ONKA-2352	50 mm <sup>2</sup>	1000 V	150 A	10 / 140
ONKA-2372	70 mm <sup>2</sup>	1000 V	192 A	10 / 70
ONKA-2392	95 mm <sup>2</sup>	1000 V	232 A	10 / 70
ONKA-2412	120 mm <sup>2</sup>	1000 V	269 A	5 / 30
ONKA-2432	150 mm <sup>2</sup>	1000 V	309 A	5 / 30
ONKA-2452	185 mm <sup>2</sup>	1000 V	353 A	5 / -
ONKA-2472	240 mm <sup>2</sup>	1000 V	415 A	5 / -

CODE	DESCRIPTIONS	VOLTAGE	CURRENT	BOX/CARTON
ONKA-2302	25 mm <sup>2</sup>	1000 V	101 A	10 / 140
ONKA-2322	35 mm <sup>2</sup>	1000 V	125 A	10 / 140
ONKA-2342	50 mm <sup>2</sup>	1000 V	150 A	10 / 140
ONKA-2362	70 mm <sup>2</sup>	1000 V	192 A	10 / 70
ONKA-2382	95 mm <sup>2</sup>	1000 V	232 A	10 / 70
ONKA-2402	120 mm <sup>2</sup>	1000 V	269 A	5 / 30
ONKA-2422	150 mm <sup>2</sup>	1000 V	309 A	5 / 30
ONKA-2442	185 mm <sup>2</sup>	1000 V	353 A	5 / -
ONKA-2462	240 mm <sup>2</sup>	1000 V	415 A	5 / -

### MOUNTABLE RAIL TYPES




### MRK SERIES COLOUR CODES


#### Colour Options:

ONKA-1001 the last digit of this code refers to product color. To choose product color you can use the color codes next.

MINT GREEN	1	GREY	2	BLUE	5	YELLOW	8
	PRIMARY COLOR	CREAM	3	BROWN	6	GREEN	9
		BLACK	4	RED	7		



# OPK SERIES RAIL TERMINAL BLOCKS



## OPK SERIES PUSH-IN TYPE TERMINAL BLOCKS


### Technical Features:

- Push-in System.
- Does not require final plate (Both sides are closed), provides cost saving and better isolation.
- Symmetrical (Mountable to rail on both directions)
- Lower cable thrust.
- Time and cost saving.
- Reducing transmission, zero contact by means of orange buttons.
- Springs are stainless steel.
- Opportunity to assemble cables with ferrule of 0,50 mm<sup>2</sup> to 35 mm<sup>2</sup> without any hand tool requirement.
- Labelling system appropriate for strap marking.
- Double sided bridging opportunity.
- Isolated comb bridge




# OPK SERIES







• The roll labelling system can be used in 2,5 - 4 - 6 - 10 mm<sup>2</sup> push-in terminal block.




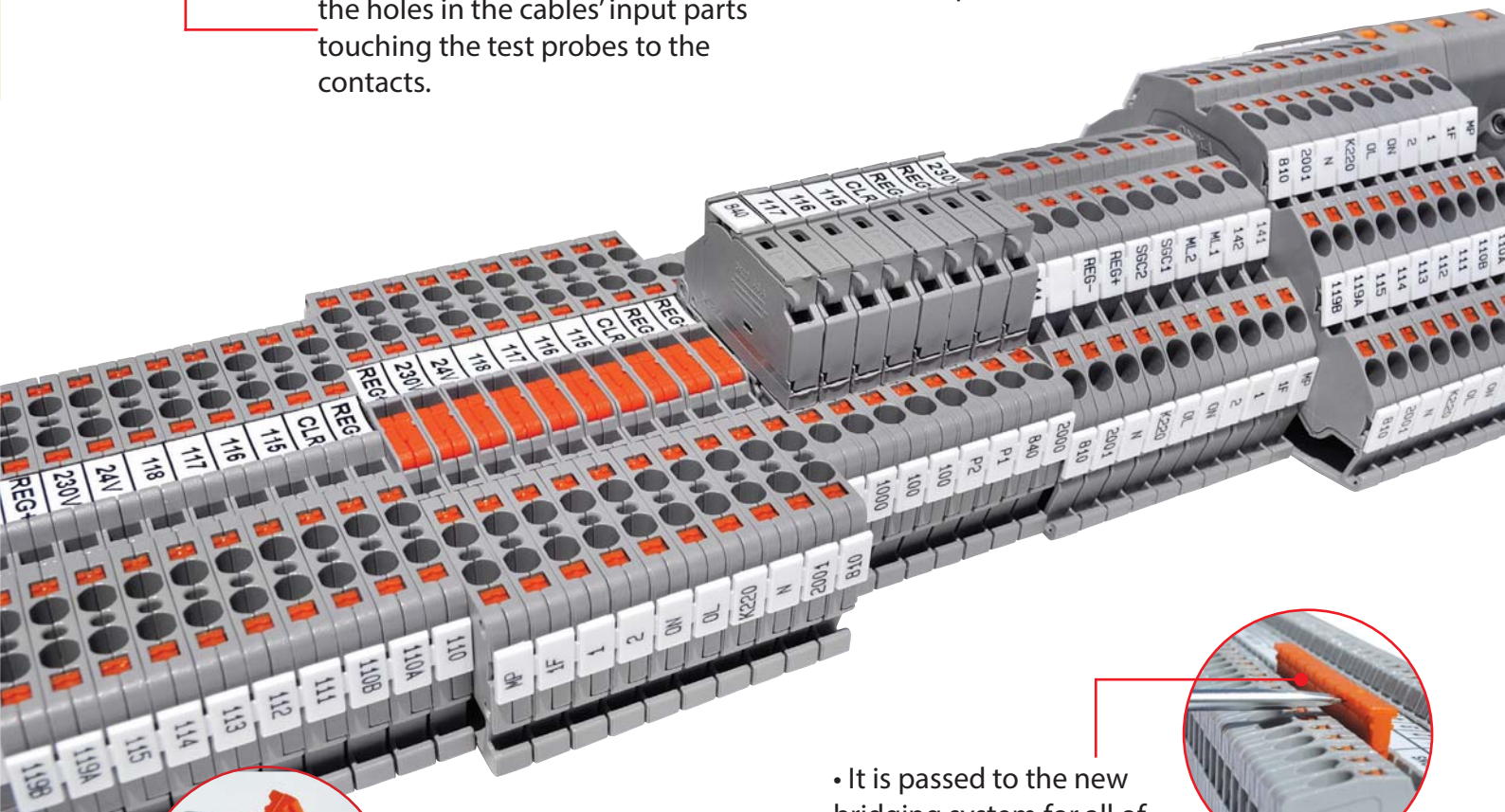
• It can be easily measured within the holes in the cables' input parts touching the test probes to the contacts.



• It can be tested touching the test probes from the two different points over the terminal blocks without ejecting the fuse if it can conduct or not.



• There is a part in the OPK fuse series terminal blocks in order to put the fuse.



• In the case of the pin's curved and diagonal structure it can be touched from 4 points to copper busbar.



• It is passed to the new bridging system for all of the group OPK series.



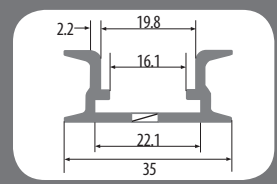
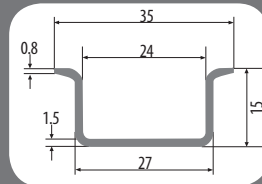
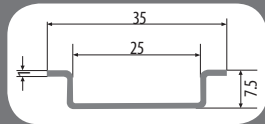
• It can be cutted in the middle of the comb bridge (example 10 and 20 pin bridges.)

# OPK SERIES

**PUSH IN**



## MOUNTABLE RAIL TYPES



## OPK SERIES COLOUR CODES

### Colour Options:

ONKA-1001 the last digit of this code refers to product color. To choose product color you can use the color codes next.

MINT GREEN	1 PRIMARY COLOR	GREY	2	BLUE	5	YELLOW	8
		CREAM	3	BROWN	6	GREEN	9
		BLACK	4	RED	7		

Note: The insulated terminals suggested to be used within OPK series terminal blocks.

## OPK SERIES PUSH-IN TYPE TERMINAL BLOCKS



CODE	DESCRIPTIONS	VOLTAGE	CURRENT	BOX	CARTON
<b>ONKA-1502</b>	OPK - 2,5 mm <sup>2</sup>	750 V	24 A	100	2 800
<b>ONKA-1512</b>	OPK - 4 mm <sup>2</sup>	750 V	32 A	100	1 900
<b>ONKA-1522</b>	OPK - 6 mm <sup>2</sup>	750 V	41 A	100	1 200
<b>ONKA-1532</b>	OPK - 10 mm <sup>2</sup>	750 V	57A	100	1 200
<b>ONKA-1542</b>	OPK - 16 mm <sup>2</sup>	750 V	76 A	30	360
<b>ONKA-1552</b>	OPK - 35 mm <sup>2</sup>	750 V	125 A	20	240

## OPK SERIES PUSH-IN TYPE TERMINAL BLOCKS (DOUBLE)



CODE	DESCRIPTIONS	VOLTAGE	CURRENT	BOX	CARTON
<b>ONKA-1782</b>	OPK - C 2,5 mm <sup>2</sup>	500 V	24 A	50	1 200
<b>ONKA-2572</b>	OPK - C 2,5 mm <sup>2</sup> Bridged	500 V	24 A	50	1 200
<b>ONKA-2582</b>	OPK - C 2.5 mm <sup>2</sup> Diode	500 V	24 A	50	1 200
<b>ONKA-1792</b>	OPK - C 4 mm <sup>2</sup>	500 V	32 A	50	900
<b>ONKA-2592</b>	OPK - C 4 mm <sup>2</sup> Bridged	500 V	32 A	50	900
<b>ONKA-2602</b>	OPK - C 4 mm <sup>2</sup> Diode	500 V	32 A	50	900

## OPK SERIES PUSH-IN TYPE TERMINAL BLOCKS (TRIPLE)




CODE	DESCRIPTIONS	VOLTAGE	CURRENT	BOX	CARTON
<b>ONKA-1852</b>	OPK - 3 2,5 mm <sup>2</sup>	500 V	24 A	50	650
<b>ONKA-1862</b>	OPK - 3 2,5 mm <sup>2</sup> Bridged	500 V	24 A	50	650
<b>ONKA-1872</b>	OPK - 3 2.5 mm <sup>2</sup> Earth	500 V	24 A	50	650
<b>ONKA-1882</b>	OPK - 3 4 mm <sup>2</sup>	500 V	32 A	50	500
<b>ONKA-1892</b>	OPK - 3 4 mm <sup>2</sup> Bridged	500 V	32 A	50	500
<b>ONKA-1902</b>	OPK - 3 4 mm <sup>2</sup> Earth	500 V	32 A	50	500

## OPK SERIES TERMINAL BLOCKS (1 IN / 2 OUT)



CODE	DESCRIPTIONS	VOLTAGE	CURRENT	PCS/BOX
<b>ONKA-1262</b>	OPK 2,5 mm <sup>2</sup> Terminal Blocks / 1 in 2 out	750 V	24 A	50

## TESTING TERMINAL BLOCKS (2 IN / 2 OUT)




CODE	DESCRIPTIONS	VOLTAGE	CURRENT	PCS/BOX
<b>ONKA-1242</b>	OPK 2,5 mm <sup>2</sup> Testing Terminal Blocks / 2 in 2 out	750 V	24 A	50

## OPK SERIES PUSH-IN TYPE RAIL TERMINAL BLOCKS (2 IN / 2 OUT)



CODE	DESCRIPTIONS	VOLTAGE	CURRENT	PCS/BOX
<b>ONKA-1252</b>	OPK 2.5 mm <sup>2</sup> Terminal Blocks / 2 in 2 out	750 V	24 A	50

## OPK SERIES PUSH-IN TYPE FUSED RAIL TERMINAL BLOCKS



CODE	DESCRIPTIONS	VOLTAGE	CURRENT	PCS/BOX
<b>ONKA-2482</b>	OPK 2.5 mm <sup>2</sup> Fuse Terminal Block	750 V	6.3 A	50

## GLASS FUSE



CODE	TYPE	BOX	CARTON
<b>WE-FS-52</b>	5x20 mm Glass Fuse (0.2.....10A Please inform amp.)	100	1000

## OPK PUSH-IN TYPE EARTH TERMINAL BLOCKS



CODE	DESCRIPTIONS	V	CURRENT	BOX
ONKA-1199	OPK - T 4 mm <sup>2</sup>	750 V	32 A	100
ONKA-1200	OPK - T 10 mm <sup>2</sup>	750 V	57 A	100

### MINI END BRACKET



CODE	DESCRIPTIONS	BOX/CARTON
ONKA-1202	Screwless end Bracket	100 / 3 600

### GROUP MARKER



CODE	DESCRIPTIONS	BOX/CARTON
ONKA-1482	Group Marker	100

### MINI END BRACKET



CODE	DESCRIPTIONS	BOX/CARTON
ONKA-1222	Mini End Bracket	100 / 3 600

### BIG END BRACKET



CODE	DESCRIPTIONS	BOX/CARTON
ONKA-1212	Big End Bracket	100 / 1 000

### END BRACKET WITH GROUP STICKER




CODE	DESCRIPTIONS	BOX/CARTON
ONKA-1232	End Bracket with Group Sticker	100 / 1 000

### TERMINAL BLOCKS MARKERS & MARKER SLOT



CODE	DESCRIPTIONS	PCS/BOX
ONKA-1288	OPK Marker (Screw cover)	1000
ONKA-1289	OPK Marker Slot, 11-12 mm	1000
ONKA-7301	11 mm x 2x20 m Double Label Tape	20 m x 2

## NUMBERING ACCESSORIES




CODE	DESCRIPTIONS	PCS/BOX
ONKA-9540	OD5-5 Printless	500
ONKA-9541	OD5-5B Printed	500
ONKA-9770	OD10-6 Printless	300
ONKA-9771	OD10-6B Printed	300
ONKA-5443	OD10-5P Combined Label Printless (For 1,5 mm <sup>2</sup> terminal blocks)	880
ONKA-5444	OD10-5P Combined Label Printed (For 1,5 mm <sup>2</sup> terminal blocks)	880
ONKA-4440	OD10-6P Combined Label Printless (For 2,5 mm <sup>2</sup> terminal blocks)	720
ONKA-4441	OD10-6P Combined Label Printed (For 2,5 mm <sup>2</sup> terminal blocks)	720
ONKA-4442	OD10-6P One by one plucked label marker printless (For 2,5 mm <sup>2</sup> terminal blocks)	720
ONKA-4443	OD10-6P One by one plucked label marker printed (For 2,5 mm <sup>2</sup> terminal blocks)	720
ONKA-4390	OD10-6P Combined Label Printless (For 4 mm <sup>2</sup> terminal blocks)	640
ONKA-4391	OD10-6P Combined Label Printed (For 4 mm <sup>2</sup> terminal blocks)	640
ONKA-2630	OD10-8P Combined Label Printless (For 6-10 mm <sup>2</sup> and bigger sizes terminal blocks)	560
ONKA-2631	OD10-8P Combined Label Printed (For 6-10 mm <sup>2</sup> and bigger sizes terminal blocks)	560


## OPK TYPE CROSS CONNECTIONS



COLOR	CODE	TYPE	BOX
Orange	ONKA-1925	2.5 x 2	100
Orange	ONKA-1926	2.5 x 3	100
Orange	ONKA-1927	2.5 x 4	75
Orange	ONKA-1928	2.5 x 10	30
Orange	ONKA-1929	2.5 x 20	20
Orange	ONKA-1930	4 x 2	100
Orange	ONKA-1931	4 x 3	100
Orange	ONKA-1932	4 x 4	50
Orange	ONKA-1933	4 x 10	30
Orange	ONKA-1934	4 x 20	20
Red	ONKA-1945	6 x 2	100
Red	ONKA-1946	6 x 3	50
Red	ONKA-1947	6 x 4	50
Red	ONKA-1948	6 x 10	15
Red	ONKA-1949	6 x 20	10
Red	ONKA-1950	10 x 2	100
Red	ONKA-1951	10 x 3	50
Red	ONKA-1952	10 x 4	50
Red	ONKA-1953	10 x 10	15
Red	ONKA-1954	10 x 20	10
Red	ONKA-1955	16 x 2	10
Red	ONKA-1956	16 x 3	10
Red	ONKA-1957	16 x 4	10
Red	ONKA-1958	16 x 10	10
Red	ONKA-1959	35 x 2	10
Red	ONKA-1960	35 x 3	10
Red	ONKA-1961	35 x 4	10
Red	ONKA-1962	35 x 10	10



# MPK SERIES RAIL TERMINAL BLOCKS



## **MPK SERIES PUSH-IN TYPE MINI TERMINAL BLOCKS**

MPK Series mini-rail spring terminals offer many advantages to the user with its compact structure. It is designed as minimized version of OPK Terminals. Mini Push-in Terminals, having similar features with OPK Series, enable mounting single-core cables and cables with ferrule by only pushing them forward without need for using any other tool.

MPK Series Terminals both can be mounted to 15 x 5.5 mm mini rail with different end-plate alternatives and screwed on a flat surface and they can also be fixed on two holes to a flat surface with dowels through nails on the end-plate.

The contact structure of Mini Push-in Terminals is copper covered with tin. The spring applying pressure to the cable is made of stainless steel and is highly an alloy of Chrome (Cr) and Nickel (Ni). It is resistant against atmospheric conditions, water, acids and high-temperature environments. It is never oxidized. Mounted cables can be easily removed through orange buttons on the springs. Compact structure of mini Push-in Terminals enables use in confined spaces junction boxes. Insulated outer plastic part of the product has Exproof (Ex) feature which enables use in environments where explosives and gases are used. MPK Series terminals have a wide variety of color options, e.g. neutral terminals are blue and grounding terminals are yellow & green.

The most significant feature of these products is that it is designed in required numbers and in modules of 2, 3, 4 or more, as per demand. As all holes are short-circuits to each other thanks to this feature, there is no need to make exterior bridging connection or bypass with cable. Upon demand, we can make customized combinations in our plant. These modules are widely used for neutral distribution and grounding works. Marking on MPK Series terminals can be performed by using standard dekafixes widely used in market. As the product is spring-pressed, it can be easily used in vibrated environments. Screw loosening problems, which are sometimes suffered in screw terminals are never seen in these products.

**MINI PUSH-IN TYPE NEW TERMINAL BLOCKS**



CODE	DESCRIPTIONS	V	A	PCS/BOX
ONKA-1422	MPK - 2,5 mm <sup>2</sup> Closed Type	750 V	24 A	100

**MINI PUSH-IN TYPE TERMINAL BLOCKS**




CODE	DESCRIPTIONS	V	A	PCS/BOX
ONKA-1462	MPK - 2,5 mm <sup>2</sup>	750 V	24 A	100

**MPK PUSH-IN TYPE MINI EARTH TERMINAL BLOCKS**



CODE	DESCRIPTIONS	V	A	PCS/BOX
ONKA-1470	MPK - 2,5 mm <sup>2</sup> Earth	750 V	24 A	100

**MPK PUSH-IN TYPE BRIDGED MINI TERMINAL BLOCKS**



CODE	DESCRIPTIONS	V	A	PCS/BOX
ONKA-1432	MPK - 2,5 mm <sup>2</sup> Bridged	750 V	24 A	100

**MPK PUSH-IN STOPPER & END BRACKET (RAIL MOUNTABLE)**



CODE	DESCRIPTIONS	PCS/BOX
ONKA-1442	Stopper & End Bracket. Rail mountable and can be screwed on ground.	100

**MPK PUSH-IN STOPPER (GROUND MOUNTABLE)**



CODE	DESCRIPTIONS	PCS/BOX
ONKA-1452	Stopper & End Bracket. Ground Mountable.	100

**MPK PUSH-IN STOPPER**



CODE	DESCRIPTIONS	PCS/BOX
ONKA-1472	MPK Push - in Stopper	100

**MPK PUSH-IN TYPE MINI CONNECTOR WITH GROUPS**



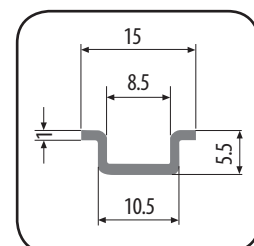
CODE	DESCRIPTIONS	PCS/BOX
ONKA - 5642	1 x 2.5 mm <sup>2</sup> - 1 input 1 output	50
ONKA - 5652	2 x 2.5 mm <sup>2</sup> - 1 input 3 output	50
ONKA - 5662	3 x 2.5 mm <sup>2</sup> - 1 input 5 output	50
ONKA - 5672	4 x 2.5 mm <sup>2</sup> - 1 input 7 output	50
ONKA - 5682	5 x 2.5 mm <sup>2</sup> - 1 input 9 output	50

**MARKING ACCESSORIES**



CODE	DESCRIPTIONS	PCS/BOX
ONKA-9540	OD5-5 Printless	500
ONKA-9541	OD5-5B Printed with numbers or letters	500



**MOUNTABLE RAIL TYPES**







# ELECTRONIC TERMINAL BLOCKS



## **ELECTRONIC TERMINAL BLOCKS & RELAY MODULES**

### **Technical Features:**

- Electronic terminal blocks provide connection with push-in system method.
- Diode cards
- Lamp testing modules
- Optocoupler modules
- Relay cards modules



## **ELECTRONIC TERMINAL BLOCKS & RELAY MODULES**



**PUSH-IN ELECTRONIC TERMINAL BLOCKS RELAYS**

CODE	DESCRIPTIONS	SCHEMA
ONKA-600-ERDM	<b>Reverse Current Protection Module</b> Prevents reverse current in case of DC Voltage.	
ONKA-601-ERDM	<b>Coil Reverse current Protection Module</b> Prevents reverse current in case of DC Voltage in coil circuits.	
ONKA-602-ERDM	<b>Lamp Testing Module Single</b> Controls wether the lamps in the signal circuits are stable.	
ONKA-603-ERDM	<b>Lamp Testing Module Double</b> Controls whether the lamps in the signal circuit are stable.	
ONKA-604-ERDM	<b>Voltage Meter 24 VDC.</b> Controls wether the lamps in the signal circuits are stable.	

## PUSH-IN ELECTRONIC TERMINAL BLOCKS RELAYS

CODE	DESCRIPTIONS	SCHEMA
ONKA-605-ERDM	<b>Voltage Meter 220 VAC.</b> Indicates the on/off action for 220V AC in electrical systems.	
ONKA-606-ERDM	<b>Voltage Meter, Reverse Current Dump 24 VDC.</b> Indicates the on/off action for 24V DC in electrical systems.	
ONKA-607-ERDM	<b>Surge Protection (Varistor) 30 V.</b> Protects the circuit from above 30V with a varistor.	
ONKA-608-ERDM	<b>Surge Protection (Varistor) 75 V.</b> Protects the circuit from above 75V with a varistor.	
ONKA-609-ERDM	<b>Surge Protection (Varistor) 130 V.</b> Protects the circuit from above 130V with a varistor.	
ONKA-610-ERDM	<b>Surge Protection (Varistor) 250 V.</b> Protects the circuit from above 250V with a varistor.	
ONKA-611-ERDM	<b>Voltage Meter, Rectifier 24 VAC.</b> Converts 24V AC to 24V DC and shows voltage rate with led.	
ONKA-612-ERDM	<b>Voltage Meter, Rectifier 110 VAC.</b> Converts 110V AC to 110V DC and shows voltage rate with led.	
ONKA-613-ERDM	<b>Voltage Meter, Rectifier 220 VAC.</b> Converts 220V AC to 220V DC and shows voltage rate with led.	



### LAMP TESTING MODULES



CODE	DESCRIPTIONS
ONKA-120-ELT8	Lamp Testing Card 8 Channels
ONKA-121-ELT16	Lamp Testing Card 16 Channels

### DIODE CARDS



CODE	DESCRIPTIONS
ONKA-101-EDM6	Diode Card 6 Channels
ONKA-102-EDM8	Diode Card 8 Channels
ONKA-103-EDM12	Diode Card 12 Channels
ONKA-104-EDM14A	Diode Card 7 Channels Common Anode
ONKA-105-EDM14K	Diode Card 7 Channels Common Cathode
ONKA-106-EDM22A	Diode Card 11 Channels Common Anode
ONKA-107-EDM22K	Diode Card 11 Channels Common Cathode

### OPTOCOUPLER MODULES



CODE	DESCRIPTIONS
ONKA-130-EOM-4	Optocoupler Card 4 Channel 5 VDC Input, 24 VDC Output, NPN
ONKA-131-EOM-4	Optocoupler Card 4 Channel 12 VAC / DC Input, 24 VDC Output, NPN
ONKA-132-EOM-4	Optocoupler Card 4 Channel 24 VAC / DC Input, 24 VDC Output, NPN

### RELAY CARDS

#### SINGLE CONTACT, 2 MODULES

CODE	DESCRIPTIONS
ONKA-255-E24RMTS2 (+)	Single Contact 16 A. Relay Module Socket "+ Common" 24 VDC.
ONKA-257-E24RMTS2 (-)	Single Contact 16 A. Relay Module Socket "- Common" 24 VDC.
ONKA-265-E220RMTSO2	Single Contact 16 A. Relay Module Socket 220 VAC.

#### SINGLE CONTACT, 4 MODULES

CODE	DESCRIPTIONS
ONKA-305-E24RMTS4 (+)	Single Contact 16 A. Relay Module Socket "+ Common" 24 VDC.
ONKA-307-E24RMTS4 (-)	Single Contact 16 A. Relay Module Socket "- Common" 24 VDC.
ONKA-315-E220RMTSO4	Single Contact 16 A. Relay Module Socket 220 VAC.


#### SINGLE CONTACT, 8 MODULES


CODE	DESCRIPTIONS
ONKA-355-E24RMTS8 (+)	Single Contact 16 A. Relay Module Socket "+ Common" 24 VDC.
ONKA-357-E24RMTS8 (-)	Single Contact 16 A. Relay Module Socket "- Common" 24 VDC.
ONKA-365-E220RMTSO8	Single Contact 16 A. Relay Module Socket 220 VAC.

#### SINGLE CONTACT, 16 MODULES

ONKA-401-E24RMTS16 (+)	Single Contact 16 A. Relay Module Socket "+ Common" 24 VDC.
ONKA-403-E24RMTS16 (-)	Single Contact 16 A. Relay Module Socket "- Common" 24 VDC.
ONKA-405-E220RMTSO16	Single Contact 16 A. Relay Module Socket 220 VAC.







## ONKA SLIM RELAY + SOCKET 6A

CODE	DESCRIPTIONS	BOX/PCS
<b>ONKA-41F-1Z-C2-24VDC-R</b>	24 V DC SCREWED TYPE SLIM RELAY + SOCKET	10
<b>ONKA-41F-1Z-C4-24VDC-R</b>	24 V DC PUSH - IN SLIM RELAY + SOCKET	20
<b>ONKA-JH41F-12VDC</b>	12 V DC SLIM RELAY (SINGLE)	10
<b>ONKA-JH41F-24VDC</b>	24 V DC SLIM RELAY (SINGLE)	10
<b>ONKA-JH41F-60VDC</b>	60 V DC SLIM RELAY (SINGLE)	10
<b>ACCESSORIES</b>		
<b>ONKA-41F-1Z-C2-24VDC</b>	ONKA SCREWED TYPE SLIM RELAY SOCKET (6 mm)	10
<b>ONKA-41F-1Z-C4-24VDC</b>	ONKA PUSH - IN SLIM RELAY SOCKET (6 mm)	10
<b>ONKA-41F-S</b>	SEPERATOR PLATE	1
<b>ONKA-JH-AR</b>	PLC ADAPTOR	1
<b>ONKA-41F-J1</b>	BRIDGE 20	10
<b>ONKA-41F-M1</b>	MARKING	1

## MINIATURE RELAY

### 1 Contact 5 Pin Miniature Relay (Faston Type Legged) 12A



JQX-14FT-1C



SRU05-E



SR25C

CODE	DESCRIPTIONS	BOX/PCS
SLOK-JQX-14FT-1C-12VDC	12 V DC	50
SLOK-JQX-14FT-1C-24VDC	24 V DC	50
SLOK-JQX-14FT-1C-48VDC	48 V DC	50
SLOK-JQX-14FT-1C-110VDC	110 V DC	50
SLOK-JQX-14FT-1C-24VAC	24 V AC	50
SLOK-JQX-14FT-1C-230VAC	230 V AC	50
<b>ACCESSORIES</b>		
SLOK-SRU05-E	FASTON TYPE SINGLE CONTACT RELAY	10
SLOK-SR25C	CLIPS (FOR SRU AND SRC SERIES SOCKET)	10
	RELAX FIXED STRING	10

### 2 Contact 8 Pin Miniature Relay (Flat Legged) 8A



JQX-14FT-2C



SR25C



SRU08-E

CODE	DESCRIPTIONS	BOX/PCS
SLOK-JQX-14FT-2C-12VDC	12 V DC	50
SLOK-JQX-14FT-2C-24VDC	24 V DC	50
SLOK-JQX-14FT-2C-48VDC	48 V DC	50
SLOK-JQX-14FT-2C-110VDC	110 V DC	50
SLOK-JQX-14FT-2C-24VAC	24 V AC	50
SLOK-JQX-14FT-2C-230VAC	230 V AC	50
<b>ACCESSORIES</b>		
SLOK-SRU08-E	FLAT LEGGED 8 PIN 2 CONTACT RELAY SOCKET	10
SLOK-SR25C	CLIPS (FOR SRU VE SRC SERIES SOCKET)	10
	RELAX FIXED STRING	10

### 1 Contact 8 Pin Miniature Relay (Pin Legged) 12A



JQX-14FC-1CH

SR25C



SRC08-E

CODE	DESCRIPTIONS	BOX/PCS
SLOK-JQX-14FC-1CH-12VDC	12 V DC	50
SLOK-JQX-14FC-1CH-24VDC	24 V DC	50
SLOK-JQX-14FC-1CH-48VDC	48 V DC	50
SLOK-JQX-14FC-1CH-110VDC	110 V DC	50
SLOK-JQX-14FC-1CH-24VAC	24 V AC	50
SLOK-JQX-14FC-1CH-230VAC	230 V AC	50
<b>ACCESSORIES</b>		
SLOK-SRC08-E	5 mm PIN LEGGED RELAY SOCKET	10
SLOK-SR25C	CLIPS (FOR SRU VE SRC SERIES SOCKET)	10
	RELAX FIXED STRING	10

### 2 Contact 8 Pin Miniature Relay (Pin Legged) 8A



JQX-14FC-2C

SR25C



SRC08-E

CODE	DESCRIPTIONS	BOX/PCS
SLOK-JQX-14FC-2C-12VDC	12 V DC	50
SLOK-JQX-14FC-2C-24VDC	24 V DC	50
SLOK-JQX-14FC-2C-48VDC	48 V DC	50
SLOK-JQX-14FC-2C-110VDC	110 V DC	50
SLOK-JQX-14FC-2C-24VAC	24 V AC	50
SLOK-JQX-14FC-2C-230VAC	230 V AC	50
<b>ACCESSORIES</b>		
SLOK-SRC08-E	5 mm PIN LEGGED RELAY SOCKET	10
SLOK-SR25C	CLIPS (FOR SRU VE SRC SERIES SOCKET)	10
	RELAX FIXED STRING	10




MINIATURE RELAY

1 Contact 5 Pin Miniature Relay (Faston Type Legged) 12A




CODE	DESCRIPTIONS	BOX/PCS
SLOK-RFT1CO012VDC	12 V DC	50
SLOK-RFT1CO024VDC	24 V DC	50
SLOK-RFT1CO048VDC	48 V DC	50
SLOK-RFT1CO110VDC	110 V DC	50
SLOK-RFT1CO524VAC	24 V AC	50
SLOK-RFT1CO730VAC	230 V AC	50
<b>ACCESSORIES</b>		
SLOK-SRU05-E	FASTON TYPE SINGLE CONTACT RELAY	10
SLOK-SR20U	CLIPS (FOR SRU VE SRC SERIES SOCKET)	10
	RELAX FIXED STRING	10

2 Contact 8 Pin Miniature Relay (Flat Legged) 8A



CODE	DESCRIPTIONS	BOX/PCS
SLOK-RFT2CO012VDC	12 V DC	50
SLOK-RFT2CO024VDC	24 V DC	50
SLOK-RFT2CO048VDC	48 V DC	50
SLOK-RFT2CO110VDC	110 V DC	50
SLOK-RFT2CO524VAC	24 V AC	50
SLOK-RFT2CO730VAC	230 V AC	50
<b>ACCESSORIES</b>		
SLOK-SRU08-E	FLAT LEGGED 8 PIN 2 CONTACT RELAY SOCKET	10
SLOK-SR20U	CLIPS (FOR SRU VE SRC SERIES SOCKET)	10
	RELAX FIXED STRING	10

1 Contact 5 Pin Miniature Relay (Faston Type Legged) 12A LED AND TEST BUTTON



CODE	DESCRIPTIONS	BOX/PCS
SLOK-RFT1CO012LVDC	12 V DC	50
SLOK-RFT1CO024LVDC	24 V DC	50
SLOK-RFT1CO048LVDC	48 V DC	50
SLOK-RFT1CO110LVDC	110 V DC	50
SLOK-RFT1CO524LVAC	24 V AC	50
SLOK-RFT1CO730LVAC	230 V AC	50
<b>ACCESSORIES</b>		
SLOK-SRU05-E	FASTON TYPE SINGLE CONTACT RELAY	10
SLOK-SR20U	CLIPS (FOR SRU VE SRC SERIES SOCKET)	10
	RELAX FIXED STRING	10

2 Contact 8 Pin Miniature Relay (Flat Legged) 8A LED AND TEST BUTTON




CODE	DESCRIPTIONS	BOX/PCS
SLOK-RFT2CO012LVDC	12 V DC	50
SLOK-RFT2CO024LVDC	24 V DC	50
SLOK-RFT2CO048LVDC	48 V DC	50
SLOK-RFT2CO110LVDC	110 V DC	50
SLOK-RFT2CO524LVAC	24 V AC	50
SLOK-RFT2CO730LVAC	230 V AC	50
<b>ACCESSORIES</b>		
SLOK-SRU08-E	FLAT LEGGED 8 PIN 2 CONTACT RELAY SOCKET	10
SLOK-SR20U	CLIPS (FOR SRU VE SRC SERIES SOCKET)	10
	RELAX FIXED STRING	10

## 2 CONTACT 8 PIN INDUSTRIAL TYPE RELAY (LED AND TEST BUTTON) 7A



CODE	DESCRIPTIONS	BOX/PCS
SLOK-JQX-13F-KF2CL-12VDC	12 V DC	20
SLOK-JQX-13F-KF2CL-24VDC	24 V DC	20
SLOK-JQX-13F-KF2CL-48VDC	48 V DC	20
SLOK-JQX-13F-KF2CL-110VDC	110 V DC	20
SLOK-JQX-13F-KF2CL-24VAC	24 V AC	20
SLOK-JQX-13F-KF2CL-230VAC	230 V AC	20
<b>ACCESSORIES</b>		
SLOK-SKB08-E	INDUSTRIAL TYPE 8 PIN FLAT LEGGED RELAY SOCKET	10
SLOK-SK36F	CLIPS (FOR SRU VE SRC SERIES SOCKET)	5
SLOK-SK36M	RELAX FIXED STRING	10

## 4 CONTACT 14 PIN INDUSTRIAL TYPE RELAY (LED AND TEST BUTTON) 5A



CODE	DESCRIPTIONS	BOX/PCS
SLOK-JQX-13F-KF4CL-12VDC	12 V DC	20
SLOK-JQX-13F-KF4CL-24VDC	24 V DC	20
SLOK-JQX-13F-KF4CL-48VDC	48 V DC	20
SLOK-JQX-13F-KF4CL-110VDC	110 V DC	20
SLOK-JQX-13F-KF4CL-24VAC	24 V AC	20
SLOK-JQX-13F-KF4CL-230VAC	230 V AC	20
<b>ACCESSORIES</b>		
SLOK-SKB14-E	INDUSTRIAL TYPE 14 PIN FLAT LEGGED RELAY SOCKET	10
SLOK-SK36F	CLIPS (FOR SRU VE SRC SERIES SOCKET)	5
SLOK-SK36M	RELAX FIXED STRING	10

## 2 CONTACT 8 PIN INDUSTRIAL TYPE RELAY (LED AND TEST BUTTON) 7A



CODE	DESCRIPTIONS	BOX/PCS
SLOK-RKE2CO012LTVDC	12 V DC	20
SLOK-RKE2CO024LTVDC	24 V DC	20
SLOK-RKE2CO048LTVDC	48 V DC	20
SLOK-RKE2CO110LTVDC	110 V DC	20
SLOK-RKE2CO524LTVAC	24 V AC	20
SLOK-RKE2CO730LTVAC	230 V AC	20
<b>ACCESSORIES</b>		
SLOK-SKB08-E	INDUSTRIAL TYPE 8 PIN FLAT LEGGED RELAY SOCKET	10
SLOK-SK36F	CLIPS (FOR SRU VE SRC SERIES SOCKET)	5
SLOK-SK36M	RELAX FIXED STRING	10

## 4 CONTACT 14 PIN INDUSTRIAL TYPE RELAY (LED AND TEST BUTTON) 5A



CODE	DESCRIPTIONS	BOX/PCS
SLOK-RKE4CO012LTVDC	12 V DC	20
SLOK-RKE4CO024LTVDC	24 V DC	20
SLOK-RKE4CO048LTVDC	48 V DC	20
SLOK-RKE4CO110LTVDC	110 V DC	20
SLOK-RKE4CO524LTVAC	24 V AC	20
SLOK-RKE4CO730LTVAC	230 V AC	20
<b>ACCESSORIES</b>		
SLOK-SKB14-E	INDUSTRIAL TYPE 14 PIN FLAT LEGGED RELAY SOCKET	10
SLOK-SK36F	CLIPS (FOR SRU VE SRC SERIES SOCKET)	5
SLOK-SK36M	RELAX FIXED STRING	10

**2 CONTACT 8 PIN INDUSTRIAL TYPE RELAY (LED AND TEST BUTTON) 12A**



CODE	DESCRIPTIONS	BOX/PCS
SLOK-RKF2CO012LTVDC	12 V DC	20
SLOK-RKF2CO024LTVDC	24 V DC	20
SLOK-RKF2CO048LTVDC	48 V DC	20
SLOK-RKF2CO110LTVDC	110 V DC	20
SLOK-RKF2CO524LTVAC	24 V AC	20
SLOK-RKF2CO730LTVAC	230 V AC	20
<b>ACCESSORIES</b>		
SLOK-SKB08-E	INDUSTRIAL TYPE 8 PIN FLAT LEGGED RELAY SOCKET	10
SLOK-SK36F	CLIPS (FOR SRU VE SRC SERIES SOCKET)	5
SLOK-SK36M	RELAX FIXED STRING	10

**4 CONTACT 14 PIN INDUSTRIAL TYPE RELAY (LED AND TEST BUTTON) 6A**



CODE	DESCRIPTIONS	BOX/PCS
SLOK-RKF4CO012LTVDC	12 V DC	20
SLOK-RKF4CO024LTVDC	24 V DC	20
SLOK-RKF4CO048LTVDC	48 V DC	20
SLOK-RKF4CO110LTVDC	110 V DC	20
SLOK-RKF4CO524LTVAC	24 V AC	20
SLOK-RKF4CO730LTVAC	230 V AC	20
<b>ACCESSORIES</b>		
SLOK-SKB14-E	INDUSTRIAL TYPE 14 PIN FLAT LEGGED RELAY SOCKET	10
SLOK-SK36F	CLIPS (FOR SRU VE SRC SERIES SOCKET)	5
SLOK-SK36M	RELAX FIXED STRING	10

**2 CONTACT 8 PIN INDUSTRIAL TYPE RELAY (LED AND TEST BUTTON) 16A**



CODE	DESCRIPTIONS	BOX/PCS
SLOK-REH2CO012LTVDC	12 V DC	20
SLOK-REH2CO024LTVDC	24 V DC	20
SLOK-REH2CO048LTVDC	48 V DC	20
SLOK-REH2CO110LTVDC	110 V DC	20
SLOK-REH2CO524LTVAC	24 V AC	20
SLOK-REH2CO730LTVAC	230 V AC	20
<b>ACCESSORIES</b>		
SLOK-SEB11-E	INDUSTRIAL TYPE 8 PIN FASTON LEGGED RELAY SOCKET	10
SLOK-SE52M	RELAX FIXED STRING	10

**3 CONTACT 11 PIN INDUSTRIAL TYPE RELAY (LED'Lİ VE T. BUTONLU) 16A**




CODE	DESCRIPTIONS	BOX/PCS
SLOK-REH3CO012LTVDC	12 V DC	20
SLOK-REH3CO024LTVDC	24 V DC	20
SLOK-REH3CO048LTVDC	48 V DC	20
SLOK-REH3CO110LTVDC	110 V DC	20
SLOK-REH3CO524LTVAC	24 V AC	20
SLOK-REH3CO730LTVAC	230 V AC	20
<b>ACCESSORIES</b>		
SLOK-SEB11-E	INDUSTRIAL TYPE 11 PIN FASTON LEGGED RELAY SOCKET	10
SLOK-SE52M	RELAX FIXED STRING	10

## 2 CONTACT 8 PIN (ROUND PIN) INDUSTRIAL TYPE RELAY (LED AND TEST BUTTON) 10A




CODE	DESCRIPTIONS	BOX/PCS
SLOK-MK2PLT-12VDC	12 V DC	20
SLOK-MK2PLT-24VDC	24 V DC	20
SLOK-MK2PLT-48VDC	48 V DC	20
SLOK-MK2PLT-110VDC	110 V DC	20
SLOK-MK2PLT-24VAC	24 V AC	20
SLOK-MK2PLT-230VAC	230 V AC	20
<b>ACCESSORIES</b>		
SLOK-SUB08-E	8 PIN RELAY SOCKET (ROUND PIN)	10
SLOK-SU52M	RELAX FIXED STRING	10

## 3 CONTACT 11 PIN (ROUND PIN) INDUSTRIAL TYPE RELAY (LED AND TEST BUTTON) 7A




CODE	DESCRIPTIONS	BOX/PCS
SLOK-MK3PLT-12VDC	12 V DC	20
SLOK-MK3PLT-24VDC	24 V DC	20
SLOK-MK3PLT-48VDC	48 V DC	20
SLOK-MK3PLT-110VDC	110 V DC	20
SLOK-MK3PLT-24VAC	24 V AC	20
SLOK-MK3PLT-230VAC	230 V AC	20
<b>ACCESSORIES</b>		
SLOK-SUB11-E	11 PIN RELAY SOCKET (ROUND PIN)	10
SLOK-SU52M	RELAX FIXED STRING	10

## 2 CONTACT 8 PIN (ROUND PIN) INDUSTRIAL TYPE RELAY (LED AND TEST BUTTON) 10A



CODE	DESCRIPTIONS	BOX/PCS
SLOK-RUB2C1012LTVDC	12 V DC	20
SLOK-RUB2C1024LTVDC	24 V DC	20
SLOK-RUB2C1048LTVDC	48 V DC	20
SLOK-RUB2C1110LTVDC	110 V DC	20
SLOK-RUB2C1524LTVAC	24 V AC	20
SLOK-RUB2C1730LTVAC	230 V AC	20
<b>ACCESSORIES</b>		
SLOK-SUB08-E	8 PIN RELAY SOCKET (ROUND PIN)	10
SLOK-SU52M	RELAX FIXED STRING	10

## 3 CONTACT 11 PIN (ROUND PIN) INDUSTRIAL TYPE RELAY (LED AND TEST BUTTON) 7A



CODE	DESCRIPTIONS	BOX/PCS
SLOK-RUB3C1012LTVDC	12 V DC	20
SLOK-RUB3C1024LTVDC	24 V DC	20
SLOK-RUB3C1048LTVDC	48 V DC	20
SLOK-RUB3C1110LTVDC	110 V DC	20
SLOK-RUB3C1524LTVAC	24 V AC	20
SLOK-RUB3C1730LTVAC	230 V AC	20
<b>ACCESSORIES</b>		
SLOK-SUB11-E	11 PIN RELAY SOCKET (ROUND PIN)	10
SLOK-SU52M	RELAX FIXED STRING	10

**SCREWED TYPE, RAIL MOUNTED 2 CONTACT, POWER RELAYS 25A**



RGF2BD

CODE	DESCRIPTIONS	BOX/PCS
SLOK-RGF2BD012LVDC	12 V DC	20
SLOK-RGF2BD024LVDC	24 V DC	20
SLOK-RGF2BD048LVDC	48 V DC	20
SLOK-RGF2BD110LVDC	110 V DC	20
SLOK-RGF2BD524LVAC	24 V AC	20
SLOK-RGF2BD730LVAC	230 V AC	20

**SCREWED TYPE, FLAT SURFACE MOUNTED 2 CONTACT, POWER RELAYS 25A**



RGF2BU

CODE	DESCRIPTIONS	BOX/PCS
SLOK-RGF2BU012LVDC	12 V DC	20
SLOK-RGF2BU024LVDC	24 V DC	20
SLOK-RGF2BU048LVDC	48 V DC	20
SLOK-RGF2BU110LVDC	110 V DC	20
SLOK-RGF2BU524LVAC	24 V AC	20
SLOK-RGF2BU730LVAC	230 V AC	20

**FASTON LEGGED, FLAT SURFACE MOUNTED 2 CONTACT, POWER RELAYS 25A**



RGF2OU

CODE	DESCRIPTIONS	BOX/PCS
SLOK-RGF2OU012VDC	12 V DC	20
SLOK-RGF2OU024VDC	24 V DC	20
SLOK-RGF2OU048VDC	48 V DC	20
SLOK-RGF2OU110VDC	110 V DC	20
SLOK-RGF2OU524VAC	24 V AC	20
SLOK-RGF2OU730VAC	230 V AC	20

**ACCESSORIES**





SKC14-S

SRB08-E

CODE	DESCRIPTIONS	BOX/PCS
SLOK-SKC14-S	INDUSTRIAL TYPE 14 PIN FLAT LEGGED RELAY SOCKET PUSH-IN SYSTEM	10
SLOK-SKC11-E	INDUSTRIAL TYPE 11 PIN FLAT LEGGED RELAY SOCKET	10
SLOK-SRC08-P	PCB CARD MOUNTABLE 5 mm 8 PIN PIN LEGGED SOCKET	20
SLOK-SRC05-P	PCB CARD MOUNTABLE 3,5 mm 8 PIN PIN LEGGED SOCKET	20
SLOK-SNC05	PCB CART MOUNTABLE SOCKET FOR SLIM RELAY	20
SLOK-SRB08-E	SHORT TYPE, 5 mm PIN LEGGED RELAY SOCKET	20
SLOK-AMD-L1	6/24V AC/DC LED MODULE (GREEN LED)	10
SLOK-AMD-L1	110/230V AC/DC LED MODULE (GREEN LED)	10
SLOK-AMD-LDD1-6-24VDC	24V DC LED MODULE (GREEN LED)	10

## TRANSFORMER TERMINAL BLOCKS



CODE	DESCRIPTIONS	PCS/BOX
ONKA - 5135	NR. 1 4 mm <sup>2</sup> x 1 Pole High Type	200
ONKA - 5136	NR. 1 4 mm <sup>2</sup> x 2 Pole High Type	100
ONKA - 5137	NR. 2 6 mm <sup>2</sup> x 1 Pole High Type	100
ONKA - 5139	Transformer Terminal Sticker Printless	500
ONKA - 5140	Transformer Terminal Sticker Printed	500

## MODULAR EQUIPMENT TERMINAL STRIPS



MINT GREEN CODE	ORANGE CODE	GREY CODE	DESCRIPTIONS	PCS/BOX
ONKA - 5100	ONKA - 5163	ONKA - 5161	No 1 / 2.5 mm <sup>2</sup>	250
ONKA - 5101	ONKA - 5173	ONKA - 5171	No 2 / 4 mm <sup>2</sup>	144
ONKA - 5102	ONKA - 5183	ONKA - 5181	No 3 / 6 mm <sup>2</sup>	75
ONKA - 5103	ONKA - 5193	ONKA - 5191	No 1 3 Pole / 2.5 mm <sup>2</sup>	200

## MINI CONNECTORS (FOR ASPIRATOR)




CODE	DESCRIPTIONS	PCS/BOX
ONKA - 5130	Mini Connectors (Aspirator) White 2.5 - 4 mm <sup>2</sup> 400 V - 32 A	250
ONKA - 5131	Mini Connectors (Aspirator) Black 2.5 - 4 mm <sup>2</sup> 400 V - 32 A	250



**ADVANTAGES OF TERMINALS ONKA STEATITE**

Steatite; Used in the production of the insulating parts having higher electrical and mechanical strength than conventional porcelain materials.


Steatite terminals contact material is special alloy steel and thermal operating temperature 1100 °C ' reaches up. It also carries ONKA steatite terminal block on 1000 °C 'n operating temperature automatically.



Advantages in comparison to ceramics:

- Higher mechanical strength,
- Higher dimensional stability,
- Higher temperature resistance (1000 °C and over)
- Higher acid resistance,
- longer lifespan,
- It has an insulating surface and surface electrical leakage is zero, this material is more efficient

CODE	DESCRIPTIONS	PCS/BOX
ONKA - 5081	No. 0 / 2 Pole / 0.75 - 1.5 mm <sup>2</sup>	150
ONKA - 5082	No. 1 / 2 Pole / 2.5 - 4 mm <sup>2</sup>	150
ONKA - 5083	No. 1 / 3 Pole / 2.5 - 4 mm <sup>2</sup>	100
ONKA - 5084	No. 2 / 2 Pole / 4 - 6 mm <sup>2</sup>	100
ONKA - 5085	No. 2 / 3 Pole / 4 - 6 mm <sup>2</sup>	50
ONKA - 5086	No. 3 / 2 Pole / 6 - 10 mm <sup>2</sup>	50
ONKA - 5087	No. 3 / 3 Pole / 6 - 10 mm <sup>2</sup>	35
ONKA - 5088	No. 0 / 1 Pole / 0.75 - 1.5 mm <sup>2</sup>	400
ONKA - 5089	No. 1 / 1 Pole / 2.5 - 4 mm <sup>2</sup>	350
ONKA - 5090	No. 2 / 1 Pole / 4 - 6 mm <sup>2</sup>	200
ONKA - 5091	No. 3 / 1 Pole / 6 - 10 mm <sup>2</sup>	100
ONKA - 5093	No. 4 / 3 Pole (For Capacitor) / 16 mm <sup>2</sup>	20
ONKA - 5095	No. 5 / 2 Pole / 25 mm <sup>2</sup>	20
ONKA - 5094	No. 5 / 3 Pole (For Capacitor) / 25 mm <sup>2</sup>	20



## NEW TERMINAL STRIPS

ONKA Electricity as we have in our facility equipped with advanced technology, we offer better quality products with terminal strips.

We manufacture our products with specialized production technology and systems, using special alloy materials (CK 45) which are not susceptible to human errors. Through hardening processes in a specially designed furnace giving it hardness of 36.6 HRC, and for being connected and removed repeatedly, this product has a very high deformation resistance.

In order to prevent corrosion in environments with ignition oxide, the surface of the material has been coated with a special coating material, Zinc (Zn) to reach the coating thickness of min 6µm, although the required coating thickness of most materials is 5 µm according to European standards (European Norm). Coated contacts have also been subjected to successful salt spray testing. The plastic structure of the product has been made from 140 °C thermal resistance Polyamide 6.6 materials, so it is highly resistant to breakage, bending, impact, abrasion and it also has a high tension and compression elasticity. With all these thermal and mechanical advantages polyamide 6.6 max has made it possible for us to produce a durable product in ambient conditions. Using a steel screw with hardness proportionate to its contact structure, the product has been given high deformation flexibility in different environments.

ONKA Electric has been manufactured according to ISO 9001-2008 operating system and it has been awarded international quality certificates.





## POLYPROPYLEN PLASTIC TERMINAL STRIPS



CODE	DESCRIPTIONS	V	A	CONTINUOUS WORKING TEMPERATURE	BOX/CARTON
<b>ONKA - 5000</b>	NR. 0 0.75 - 1.5 mm <sup>2</sup> , 12 Poles	400	17.5	110	100 / 1 400
<b>ONKA - 5001</b>	NR. 1 2.5 - 4 mm <sup>2</sup> , 12 Poles	400	32	110	50 / 900
<b>ONKA - 5002</b>	NR. 2 4 - 6 mm <sup>2</sup> , 12 Poles	400	41	110	50 / 600
<b>ONKA - 5003</b>	NR. 3 6 - 10 mm <sup>2</sup> , 10 Poles	400	57	110	50 / 450
<b>ONKA - 5004</b>	NR. 4 10 - 16 mm <sup>2</sup> , 6 Poles	500	76	110	50 / 300
<b>ONKA - 5005</b>	NR. 5 16 - 25 mm <sup>2</sup> , 6 Poles	500	101	110	50 / 250

## POLYAMIDE TERMINAL STRIPS (PA)



CODE	DESCRIPTIONS	V	A	CONTINUOUS WORKING TEMPERATURE	BOX/CARTON
<b>ONKA - 5010</b>	No. 0 0.75 - 1.5 mm <sup>2</sup> , 12 Poles	400	17.5	140	100 / 1 400
<b>ONKA - 5011</b>	No. 1 2.5 - 4 mm <sup>2</sup> , 12 Poles	400	32	140	50 / 900
<b>ONKA - 5012</b>	No. 2 4 - 6 mm <sup>2</sup> , 12 Poles	400	41	140	50 / 600
<b>ONKA - 5013</b>	No. 3 6 - 10 mm <sup>2</sup> , 10 Poles	400	57	140	50 / 450
<b>ONKA - 5014</b>	No. 4 10 - 16 mm <sup>2</sup> , 6 Poles	500	76	140	50 / 300
<b>ONKA - 5015</b>	No. 5 16 - 25 mm <sup>2</sup> , 6 Poles	500	101	140	50 / 250
<b>ONKA - 5016</b>	No. 3 With 3 Poles 10 mm <sup>2</sup>	400	57	140	50 / -

## POLYCARBON TERMINAL STRIPS (PC)



CODE	DESCRIPTIONS	V	A	CONTINUOUS WORKING TEMPERATURE	BOX/CARTON
<b>ONKA - 5020</b>	No. 0 0.75 - 1.5 mm <sup>2</sup> , 12 Poles	400	17.5	140	100 / 1 400
<b>ONKA - 5021</b>	No. 1 2.5 - 4 mm <sup>2</sup> , 12 Poles	400	32	140	50 / 900
<b>ONKA - 5022</b>	No. 2 4 - 6 mm <sup>2</sup> , 12 Poles	400	41	140	50 / 600
<b>ONKA - 5023</b>	No. 3 6 - 10 mm <sup>2</sup> , 10 Poles	400	57	140	50 / 450
<b>ONKA - 5024</b>	No. 4 10 - 16 mm <sup>2</sup> , 6 Poles	500	76	140	50 / 300
<b>ONKA - 5025</b>	No. 5 16 - 25 mm <sup>2</sup> , 6 Poles	500	101	140	50 / 250
<b>ONKA - 5026</b>	No. 3 With 3 Poles 10 mm <sup>2</sup>	400	57	140	50 / -

## POLYCARBON TERMINAL STRIPS (PC)



CODE	DESCRIPTIONS	V	A	CONTINUOUS WORKING TEMPERATURE	BOX/CARTON
<b>ONKA - 5029</b>	No. 0 0.75 - 1.5 mm <sup>2</sup> , 12 Poles	400	17.5	200	100 / 1 400
<b>ONKA - 5030</b>	No. 1 2.5 - 4 mm <sup>2</sup> , 12 Poles	400	32	200	50 / 900
<b>ONKA - 5031</b>	No. 2 4 - 6 mm <sup>2</sup> , 12 Poles	400	41	200	50 / 600
<b>ONKA - 5032</b>	No. 3 6 - 10 mm <sup>2</sup> , 10 Poles	400	57	200	50 / 450
<b>ONKA - 5033</b>	No. 4 10 - 16 mm <sup>2</sup> , 6 Poles	500	76	200	50 / 300
<b>ONKA - 5034</b>	No. 5 16 - 25 mm <sup>2</sup> , 6 Poles	500	101	200	50 / 250
<b>ONKA - 5035</b>	No. 3 With 3 Poles 10 mm <sup>2</sup>	400	57	200	50 / -


## POLYAMIDE TERMINAL STRIPS WITH PALLET (PA)



No: 0 - 5 poles are available  
 NO: 2 - 2 poles and 3 poles are available  
 No: 3 - 3 poles and 5 poles are available

CODE	DESCRIPTIONS	V	A	CONTINUOUS WORKING TEMPERATURE	BOX/CARTON
<b>ONKA - 5040</b>	No. 1 2.5 - 4 mm <sup>2</sup> , 12 Poles	400	32	140	50 / 900
<b>ONKA - 5041</b>	No. 2 4 - 6 mm <sup>2</sup> , 12 Poles	400	41	140	50 / 600
<b>ONKA - 5042</b>	No. 3 6 - 10 mm <sup>2</sup> , 10 Poles	400	57	140	50 / 450
<b>ONKA - 5043</b>	No. 3 With 3 Poles 6 - 10 mm <sup>2</sup>	400	57	140	50 / -

## POLYCARBON TERMINAL STRIPS WITH PALLET (PC)



CODE	DESCRIPTIONS	V	A	CONTINUOUS WORKING TEMPERATURE	BOX/CARTON
<b>ONKA - 5050</b>	No. 1 2.5 - 4 mm <sup>2</sup> , 12 Poles	400	32	140	50 / 900
<b>ONKA - 5051</b>	No. 2 4 - 6 mm <sup>2</sup> , 12 Poles	400	41	140	50 / 600
<b>ONKA - 5052</b>	No. 3 6 - 10 mm <sup>2</sup> , 10 Poles	400	57	140	50 / 450
<b>ONKA - 5053</b>	No. 3 With 3 Poles 6 - 10 mm <sup>2</sup>	400	57	140	50 / -

## POLYCARBON TERMINAL STRIPS WITH PALLET (PC)




CODE	DESCRIPTIONS	V	A	CONTINUOUS WORKING TEMPERATURE	BOX/CARTON
<b>ONKA - 5056</b>	No. 1 2.5 - 4 mm <sup>2</sup> , 12 Poles	400	32	200	50 / 900
<b>ONKA - 5057</b>	No. 2 4 - 6 mm <sup>2</sup> , 12 Poles	400	41	200	50 / 600
<b>ONKA - 5058</b>	No. 3 6 - 10 mm <sup>2</sup> , 10 Poles	400	57	200	50 / 450
<b>ONKA - 5059</b>	No. 3 With 3 Poles 6 - 10 mm <sup>2</sup>	400	57	200	50 / -

## MODULAR SOCKET CONNECTORS




CODE	DESCRIPTIONS	BOX	CARTON
<b>ONKA-5452 (BLACK)</b>	NO. 1 / 2 Pole Socket Connector 2.5 - 4 mm <sup>2</sup> + Modular System	180	2 160
<b>ONKA-5068 (WHITE)</b>			
<b>ONKA-5462 (BLACK)</b>	NO. 1 / 12 Pole Socket Connector 2.5 - 4 mm <sup>2</sup> + Modular System	30	360
<b>ONKA-5070 (WHITE)</b>			

## TRIO SOCKET CONNECTORS



CODE	DESCRIPTIONS	BOX	CARTON
<b>ONKA - 5065 (WHITE)</b>	NO. 1 / 3 Pole Socket Connector 2.5 - 4 mm <sup>2</sup>	100	1 200
<b>ONKA - 5411 (BLACK)</b>			
<b>ONKA - 5066 (WHITE)</b>	Plastic Cover Set For 3 Pole Socket Con.	45	-
<b>ONKA - 5421 (BLACK)</b>			
<b>ONKA - 5067</b>	NO. 1 / 3 Pole Socket Connector Plastic Cover Set 2.5 - 4 mm <sup>2</sup>	45	540

**CONNECTION APPARATUS**




CODE	DESCRIPTIONS	PCS/BOX
ONKA - 5075 (BLACK)	T Type Trio Socket Connection Apparatus For Socket Con. 2.5 - 4 mm <sup>2</sup>	60
ONKA - 5074 (WHITE)		

**6 POLE SOCKET CONNECTORS**



CODE	DESCRIPTIONS	BOX	CARTON
ONKA - 5064 (WHITE)	No:1, 6 Pole Socket Connector, 2.5 - 4 mm <sup>2</sup> (Male - Female Telescopic Lock System)	16	192
ONKA - 5063 (BLACK)		16	192

**12 SOCKET CONNECTORS WITH POLE (ONE-PIECE)**



CODE	DESCRIPTIONS	BOX	CARTON
ONKA - 5060 (WHITE)	No. 1 12 Pole Socket Connector 2.5 - 4 mm <sup>2</sup> (Male - Female Telescopic Lock System)	30	360
ONKA - 5405 (BLACK)			

**LID TERMINAL CONNECTORS (25 A)**



CODE	DESCRIPTIONS	PCS/BOX
ONKA - 5145	25 A. 600V. Terminal-3 Pole	50
ONKA - 5146	25 A. 600V. Terminal-4 Pole	50
ONKA - 5147	25 A. 600V. Terminal-6 Pole	50
ONKA - 5148	25 A. 600V. Terminal-12 Pole	25

JUNCTION BOX TERMINAL (TRANSPARENT / COLOURFUL)



35 mm<sup>2</sup>

CODE	DESCRIPTIONS	PCS/BOX
ONKA - 5504	12P, Junction Box Terminal Nr 1 2,5-4 mm <sup>2</sup>	600
ONKA - 5514	12P, Junction Box Terminal Nr 2 4-6 mm <sup>2</sup>	600
ONKA - 5524	12P, Junction Box Terminal Nr 3 6-10 mm <sup>2</sup>	600
ONKA - 5534	10P, Junction Box Terminal Nr 4 10-16 mm <sup>2</sup>	500
ONKA - 5544	10P, Junction Box Terminal Nr 5 16-25 mm <sup>2</sup>	500
ONKA - 5554	8P, Junction Box Terminal Nr 6 25-35 mm <sup>2</sup>	200

SCREW-ON WIRE NUT CONNECTOR



CODE	COLOUR	A	B	C	D	E	PCS/BOX
ONKA - 8340 / P-1	Grey	3.80	6.70	8.60	5.80	15.20	1000
ONKA - 8341 / P-2	Blue	4.10	7.00	9.80	5.90	17.60	1000
ONKA - 8342 / P-3	Orange	5.00	9.90	12.20	7.80	22.00	500
ONKA - 8343 / P-4	Yellow	6.00	11.20	14.00	7.90	24.00	500
ONKA - 8344 / P-6	Red	7.50	13.00	16.40	9.15	26.50	500

Thermoplastic UL 94/V2 norm, Temperature rating max. 105 °C, For building installation 600 V, Lighting & signalling 1000 V.



TWIST-ON ELECTRICAL WIRE NUT CONNECTOR

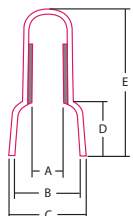


CODE	COLOUR	A	B	C	D	E	PCS/BOX
ONKA - 8345 P-11	Yellow	6.40	9.80	18.20	9.00	25.80	500
ONKA - 8346 P-12	Beige	7.20	11.60	18.30	9.20	29.00	500
ONKA - 8347 P-13	Red	9.00	13.50	23.00	9.60	31.80	500
ONKA - 8348 P-15	Grey	10.00	14.90	25.50	10.00	33.30	250
ONKA - 8349 P-17	Blue	12.00	18.80	32.00	13.00	40.0	100

Thermoplastic UL 94/V2 norm, Temperature rating max. 105 °C, For building installation 300 V, (CE-8) Model resistance upto 1000 V.



WIRE JONT ELECTRICAL CONNECTOR TERMINAL

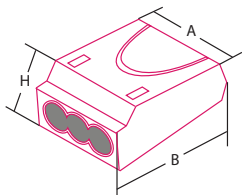
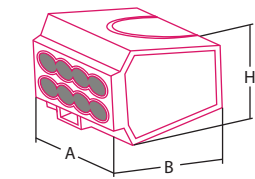


CODE	A	B	C	D	E	PCS/BOX
ONKA - 8330 CE-1	2.6	6.2	7.8	6.2	18.0	1000
ONKA - 8331 CE-2	3.1	7.9	9.5	7.2	19.7	1000
ONKA - 8332 CE-5	4.1	10.5	12.5	9.6	25.5	1000
ONKA - 8333 CE-8	5.3	12.4	14.6	12.0	27.7	500

Nylon 66 UL 94/V2 norm, Temperature rating max. 105 °C, For building installation 600 V, Lighting & signalling 600 V.





**PUSH-IN WIRE CONNECTOR**



TRANSPARENT CODE	COLOUR CODE	COLOUR	CABLE CROSS SECTION	A	B	H	BOX PCS
ONKA - 8320	ONKA - 8339	2 Pole/Red	2.5 mm <sup>2</sup>	10.5	19.5	9.5	500
ONKA - 8321	ONKA - 8350	3 Pole/Orange	2.5 mm <sup>2</sup>	13.5	19.7	9.5	500
ONKA - 8322	ONKA - 8351	4 Pole/Yellow	2.5 mm <sup>2</sup>	17.2	19.7	9.5	500
ONKA - 8323	ONKA - 8352	5 Pole/Grey	2.5 mm <sup>2</sup>	21.1	19.7	9.5	500
ONKA - 8463	ONKA - 8464	6 Pole/White	2.5 mm <sup>2</sup>	22.0	19.7	9.5	500
ONKA - 8324	ONKA - 8353	8 Black	2.5 mm <sup>2</sup>	17.5	19.0	16.8	250

Thermoplastic UL 94/V2 norm, Temperature rating max. 105 °C, 600 V - 24 A


**HOW TO USE**



Cut the sleeve 11 mm

Insert all the cables after you make sure their priorities.

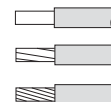
Test the hole with a voltage tester to make sure the connection is good.



**PUSH-IN WIRE CONNECTOR**



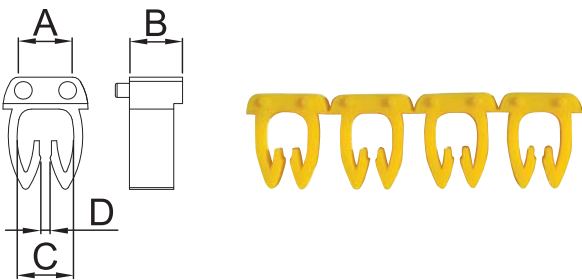

- Nominal Current: 32 A
- Nominal Voltage: 450 V
- 0.14–4 mm<sup>2</sup> (24–12 AWG)
- 0.2–4 mm<sup>2</sup> (24–12 AWG)



CODE	DESCRIPTIONS	PCS/BOX
ONKA-8840	2 Conductive Connection	500
ONKA-8842	3 Conductive Connection	500
ONKA-8844	5 Conductive Connection	500



## KCG TYPE CABLE MARKER (TELESCOPIC SYSTEM CONNECTION)



DIMENSIONS (mm)	NO	A	B	C	D
	1	3,0	3,0	3,2	0,5
	2	3,4	3,0	3,3	0,5
	3	5,2	3,0	4,2	0,8

## TECHNICAL DATA

MATERIAL	PA6.6 V2
TEMPERATURE	-40 °C, +140 °C
PRESS COLOR	Siyah & Beyaz
CABLE SECTION	No1 : 0,50 - 1,00 mm <sup>2</sup> No2 : 1,50 - 2,50 mm <sup>2</sup> No3 : 4,00 - 6,00 mm <sup>2</sup>

CODE	DESCRIPTIONS	BOX/ CARTON
ONKA-9848	NO:1 0,50 - 1,00 mm <sup>2</sup> CABLE MARKER <b>0 PRINTED</b>	400/20.000
ONKA-9849	NO:1 0,50 - 1,00 mm <sup>2</sup> CABLE MARKER <b>1 PRINTED</b>	400/20.000
ONKA-9852	NO:1 0,50 - 1,00 mm <sup>2</sup> CABLE MARKER <b>2 PRINTED</b>	400/20.000
ONKA-9853	NO:1 0,50 - 1,00 mm <sup>2</sup> CABLE MARKER <b>3 PRINTED</b>	400/20.000
ONKA-9854	NO:1 0,50 - 1,00 mm <sup>2</sup> CABLE MARKER <b>4 PRINTED</b>	400/20.000
ONKA-9855	NO:1 0,50 - 1,00 mm <sup>2</sup> CABLE MARKER <b>5 PRINTED</b>	400/20.000
ONKA-9856	NO:1 0,50 - 1,00 mm <sup>2</sup> CABLE MARKER <b>6 PRINTED</b>	400/20.000
ONKA-9857	NO:1 0,50 - 1,00 mm <sup>2</sup> CABLE MARKER <b>7 PRINTED</b>	400/20.000
ONKA-9858	NO:1 0,50 - 1,00 mm <sup>2</sup> CABLE MARKER <b>8 PRINTED</b>	400/20.000
ONKA-9859	NO:1 0,50 - 1,00 mm <sup>2</sup> CABLE MARKER <b>9 PRINTED</b>	400/20.000
ONKA-9866	NO:1 0,50 - 1,00 mm <sup>2</sup> CABLE MARKER <b>A PRINTED</b>	400/20.000
ONKA-9867	NO:1 0,50 - 1,00 mm <sup>2</sup> CABLE MARKER <b>B PRINTED</b>	400/20.000
ONKA-9868	NO:1 0,50 - 1,00 mm <sup>2</sup> CABLE MARKER <b>C PRINTED</b>	400/20.000
ONKA-9869	NO:1 0,50 - 1,00 mm <sup>2</sup> CABLE MARKER <b>D PRINTED</b>	400/20.000
ONKA-9870	NO:1 0,50 - 1,00 mm <sup>2</sup> CABLE MARKER <b>E PRINTED</b>	400/20.000
ONKA-9871	NO:1 0,50 - 1,00 mm <sup>2</sup> CABLE MARKER <b>F PRINTED</b>	400/20.000
ONKA-9872	NO:1 0,50 - 1,00 mm <sup>2</sup> CABLE MARKER <b>G PRINTED</b>	400/20.000
ONKA-9873	NO:1 0,50 - 1,00 mm <sup>2</sup> CABLE MARKER <b>H PRINTED</b>	400/20.000
ONKA-9874	NO:1 0,50 - 1,00 mm <sup>2</sup> CABLE MARKER <b>I PRINTED</b>	400/20.000
ONKA-9875	NO:1 0,50 - 1,00 mm <sup>2</sup> CABLE MARKER <b>J PRINTED</b>	400/20.000
ONKA-9876	NO:1 0,50 - 1,00 mm <sup>2</sup> CABLE MARKER <b>K PRINTED</b>	400/20.000
ONKA-9877	NO:1 0,50 - 1,00 mm <sup>2</sup> CABLE MARKER <b>L PRINTED</b>	400/20.000
ONKA-9879	NO:1 0,50 - 1,00 mm <sup>2</sup> CABLE MARKER <b>M PRINTED</b>	400/20.000
ONKA-9880	NO:1 0,50 - 1,00 mm <sup>2</sup> CABLE MARKER <b>N PRINTED</b>	400/20.000
ONKA-9881	NO:1 0,50 - 1,00 mm <sup>2</sup> CABLE MARKER <b>O PRINTED</b>	400/20.000
ONKA-9882	NO:1 0,50 - 1,00 mm <sup>2</sup> CABLE MARKER <b>P PRINTED</b>	400/20.000
ONKA-9884	NO:1 0,50 - 1,00 mm <sup>2</sup> CABLE MARKER <b>R PRINTED</b>	400/20.000
ONKA-9885	NO:1 0,50 - 1,00 mm <sup>2</sup> CABLE MARKER <b>S PRINTED</b>	400/20.000
ONKA-9887	NO:1 0,50 - 1,00 mm <sup>2</sup> CABLE MARKER <b>T PRINTED</b>	400/20.000
ONKA-9888	NO:1 0,50 - 1,00 mm <sup>2</sup> CABLE MARKER <b>U PRINTED</b>	400/20.000
ONKA-9889	NO:1 0,50 - 1,00 mm <sup>2</sup> CABLE MARKER <b>V PRINTED</b>	400/20.000
ONKA-9890	NO:1 0,50 - 1,00 mm <sup>2</sup> CABLE MARKER <b>W PRINTED</b>	400/20.000
ONKA-9891	NO:1 0,50 - 1,00 mm <sup>2</sup> CABLE MARKER <b>X PRINTED</b>	400/20.000
ONKA-9892	NO:1 0,50 - 1,00 mm <sup>2</sup> CABLE MARKER <b>Y PRINTED</b>	400/20.000
ONKA-9893	NO:1 0,50 - 1,00 mm <sup>2</sup> CABLE MARKER <b>Z PRINTED</b>	400/20.000
ONKA-9878	NO:1 0,50-1,00 mm <sup>2</sup> CABLE MARKER <b>Mp PRINTED</b>	400/20.000
ONKA-9863	NO:1 0,50 - 1,00 mm <sup>2</sup> CABLE MARKER <b>+ PRINTED</b>	400/20.000
ONKA-9860	NO:1 0,50 - 1,00 mm <sup>2</sup> CABLE MARKER <b>- PRINTED</b>	400/20.000
ONKA-9886	NO:1 0,50 - 1,00 mm <sup>2</sup> CABLE MARKER <b>≠ PRINTED</b>	400/20.000
ONKA-9862	NO:1 0,50 - 1,00 mm <sup>2</sup> CABLE MARKER <b>~ PRINTED</b>	400/20.000
ONKA-9883	NO:1 0,50 - 1,00 mm <sup>2</sup> CABLE MARKER <b>Q PRINTED</b>	400/20.000
ONKA-9865	NO:1 0,50 - 1,00 mm <sup>2</sup> CABLE MARKER <b>AC PRINTED</b>	400/20.000





## RAIL MOUNTING SOCKETS

### RAIL MOUNTING SOCKETS WITH COVER (16 A / 250 V)




CODE	DESCRIPTIONS	SECTION	BOX / CARTON
<b>ONKA - 7160</b>	Inlet without LED	Max. 10 mm <sup>2</sup>	10/120
<b>ONKA - 7161</b>	Inlet & Outlet without LED		
<b>ONKA - 7162</b>	Inlet with LED		
<b>ONKA - 7163</b>	Inlet & Outlet with LED		
<b>ONKA - 7164</b>	Inlet & UPS without LED		
<b>ONKA - 7165</b>	Inlet & Outlet & UPS without LED		
<b>ONKA - 7166</b>	Inlet & UPS with LED		
<b>ONKA - 7167</b>	Inlet & Outlet & UPS with LED		

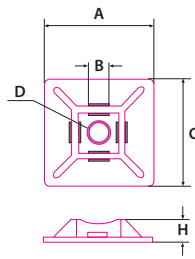


**CABLE TIE MOUNTS (SELF ADHESIVE & SCREWED)**

Adhesive tape thickness: 1 mm  
Resistance: 120 °C,  
Density: 96 kg/m<sup>3</sup>



Full adhesiveness performance in max. 60 minutes



CODE	A	B	C	D	H	PCS/BOX
ONKA - 8391	19	3.6	19	Ø3.2	4.0	100
ONKA - 8392	28	4.8	28	Ø3.2	4.5	100



- ONKA-7134
- ONKA-7135
- ONKA-7136
- ONKA-7137
- ONKA-7138
- ONKA-7139

CODE	DESCRIPTIONS	PCS/BOX
ONKA-7134	This product can be used with 2.5 - 3.6 mm cable ties and small numberings. Isolation can be provided with heat-shrink macaron. 101 mm x 9 mm	50
ONKA-7135		
ONKA-7136		
ONKA-7137		
ONKA-7138		
ONKA-7139		

**PANEL MARKER (SELF-ADHESIVE, 1 MT.)**




CODE	DESCRIPTIONS	PCS/BOX
ONKA-7126	1.5 x 100 cm Adhesive Panel Marker	50

**PANEL SIGNAL AND BUTTON MARKER**



CODE	DESCRIPTIONS	PCS
IRPSET-3014	30 x 14 mm Panel Signal and Button Marker	100
IRPSET-3015	27 x 12 mm Panel Signal and Button Marker	100
IRPSET-3016	27 x 18 mm Panel Signal and Button Marker	100
IRPSET-3017	27 x 12 mm Panel Signal and Button Marker	100

**PANEL MARKER (SELF-ADHESIVE AND SCREWED)**



CODE	DESCRIPTIONS	PCS/BOX
ONKA-7114	17 x 30 mm Panel Marker	100
ONKA-7115	17 x 52 mm Panel Marker	100
ONKA-7116	17 x 70 mm Panel Marker	50

**PLASTIC COVER FOR W AUTOMAT**



- ONKA 7121
- ONKA 7122
- ONKA 7123

CODE	DESCRIPTIONS	PCS/BOX
ONKA 7121	Plastic Cover For W Automat With 12 Strips	50
ONKA 7122		50
ONKA 7123		50



# POLYAMIDE CABLE GLAND



## **POLYAMIDE CABLE GLAND**

*Polyamide 6 and 6.6 are thermoplastic polymers. Both get soft and pour when heated, both get harden and solidified when cooled. This is the repeatable characteristic of polymers.*

*Polyamide 6.6 has some advantages comparing to Polyamide 6, as follows :*

- 1- Polyamide 6.6 has higher thermal endurance comparing to Polyamide 6.*
- 2- Melting and softening points, deformation temperature under load and maximum operating temperature are higher for Polyamide 6.6.*
- 3- Polyamide 6.6 has a stronger material structure than Polyamide 6.*
- 4- Tensile strength, bending resistance, impact endurance, high abrasive resistance, tensile, flexural and compressive elasticity modules are higher for Polyamide 6.6.*

*All of these thermal and mechanical advantages prove the better durability of products made of Polyamide 6.6 in outer environment conditions comparing to Polyamide 6.*

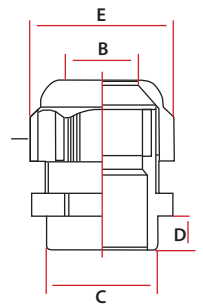
*On behalf of Onka Electric, we are using Polyamide 6.6 for our Cable Glands production and we clearly accept the superiority comparing to competing products made of Polyamide 6 in the market.*

## PG TYPE IP 68 POLYAMIDE CABLE GLAND




RAL 7001 CODE	RAL 7035 CODE	RAL 9005 CODE	SIZE	MOUNTING DIA C	CABLE DIE MIN-MAX B	THREAD LENGTH D	AA	CORNERS	BOX/CARTON
ONKA - 9000	ONKA - 9101	ONKA - 9102	PG-7	12.5	3-6	7	15	17	450 / 6750
ONKA - 9001	ONKA - 9111	ONKA - 9112	PG-9	15.5	4-8	7	18	20	300 / 4500
ONKA - 9002	ONKA - 9121	ONKA - 9122	PG-11	18.5	5-10	7	20	23	200 / 3000
ONKA - 9003	ONKA - 9131	ONKA - 9132	PG-13.5	20.5	6-12	7	22	25	175 / 2625
ONKA - 9004	ONKA - 9141	ONKA - 9142	PG-16	22.5	10-14	8	24	27	125 / 1875
ONKA - 9005	ONKA - 9151	ONKA - 9152	PG-21	28.5	13-18	8	30	34	75 / 1125
ONKA - 9006	ONKA - 9161	ONKA - 9162	PG-29	37.5	18-25	8	40	45	40 / 600
ONKA - 9007	ONKA - 9171	ONKA - 9172	PG-36	47.5	24-32	10	55	61	20 / 300
ONKA - 9008	ONKA - 9181	ONKA - 9182	PG-42	55.0	32-38	12	58	65	15 / 225
ONKA - 9009	ONKA - 9191	ONKA - 9192	PG-48	60.0	37-44	12	65	72	12 / 180

## METRIC TYPE IP 68 POLYAMIDE CABLE GLAND



RAL 7001 CODE	RAL 7035 CODE	RAL 9005 CODE	SIZE	MOUNTING DIA C	CABLE DIE MIN-MAX B	THREAD LENGTH D	AA	CORNERS	BOX/CARTON
ONKA - 9050	ONKA - 9201	ONKA - 9202	M 12 x 1.5	12	3-6.5	10	15	17	450 / 6750
ONKA - 9051	ONKA - 9211	ONKA - 9212	M 16 x 1.5	16	5-10	10	22	25	200 / 3000
ONKA - 9052	ONKA - 9221	ONKA - 9222	M 20 x 1.5	20	6-12	10	24	27	150 / 2250
ONKA - 9053	ONKA - 9231	ONKA - 9232	M 25 x 1.5	25	13-18	10.5	33	38	75 / 1125
ONKA - 9054	ONKA - 9241	ONKA - 9242	M 32 x 1.5	32	18-25	16	42	48	40 / 600
ONKA - 9055	ONKA - 9251	ONKA - 9252	M 40 x 1.5	40	24-32	18	43	58	20 / 300



**PG TYPE POLYAMIDE BLINDSTOP**



Colour



Ral: 7035



Ral: 7001



Ral: 9005

RAL 7001 CODE	RAL 7035 CODE	RAL 9005 CODE	SIZE	MOUNTING DIA C	PCS/BOX
ONKA - 9090	ONKA - 9301	ONKA - 9302	PG-7	12.5	250
ONKA - 9091	ONKA - 9311	ONKA - 9312	PG-9	15.5	250
ONKA - 9092	ONKA - 9321	ONKA - 9322	PG-11	18.5	250
ONKA - 9093	ONKA - 9331	ONKA - 9332	PG-13.5	20.5	250
ONKA - 9094	ONKA - 9341	ONKA - 9342	PG-16	22.5	250
ONKA - 9095	ONKA - 9351	ONKA - 9352	PG-21	28.5	250
ONKA - 9096	ONKA - 9361	ONKA - 9362	PG-29	37.5	150
ONKA - 9097	ONKA - 9371	ONKA - 9372	PG-36	47.5	100

**RUBBER BLINDSTOP**



CODE	SIZE	MOUNTING DIA C	PCS / BOX
ONKA-9490	PG-13.5	17	100
ONKA-9491	PG-16	22.8	100
ONKA-9492	PG-21	28.6	100
ONKA-9493	PG-29	37.3	100
ONKA-9494	PG-36	47	100
ONKA-9495	PG-42	55	50

**PG TYPE POLYAMIDE NUTS**



Colour



Ral: 7035



Ral: 7001



Ral: 9005

RAL 7001 CODE	RAL 7035 CODE	RAL 9005 CODE	SIZE	MOUNTING DIA C	PCS/BOX
ONKA - 9070	ONKA - 9401	ONKA - 9402	PG-7	12.5	250
ONKA - 9071	ONKA - 9411	ONKA - 9412	PG-9	15.5	250
ONKA - 9072	ONKA - 9421	ONKA - 9422	PG-11	18.5	250
ONKA - 9073	ONKA - 9431	ONKA - 9432	PG-13.5	20.5	250
ONKA - 9074	ONKA - 9441	ONKA - 9442	PG-16	22.5	250
ONKA - 9075	ONKA - 9451	ONKA - 9452	PG-21	28.5	250
ONKA - 9076	ONKA - 9461	ONKA - 9462	PG-29	37.5	150
ONKA - 9077	ONKA - 9471	ONKA - 9472	PG-36	47.5	100
ONKA - 9078	ONKA - —	ONKA - —	PG-42	55.0	100
ONKA - 9079	ONKA - —	ONKA - —	PG-48	60.0	100

**METRIC TYPE POLYAMIDE NUTS**



Colour



Ral: 7035



Ral: 7001



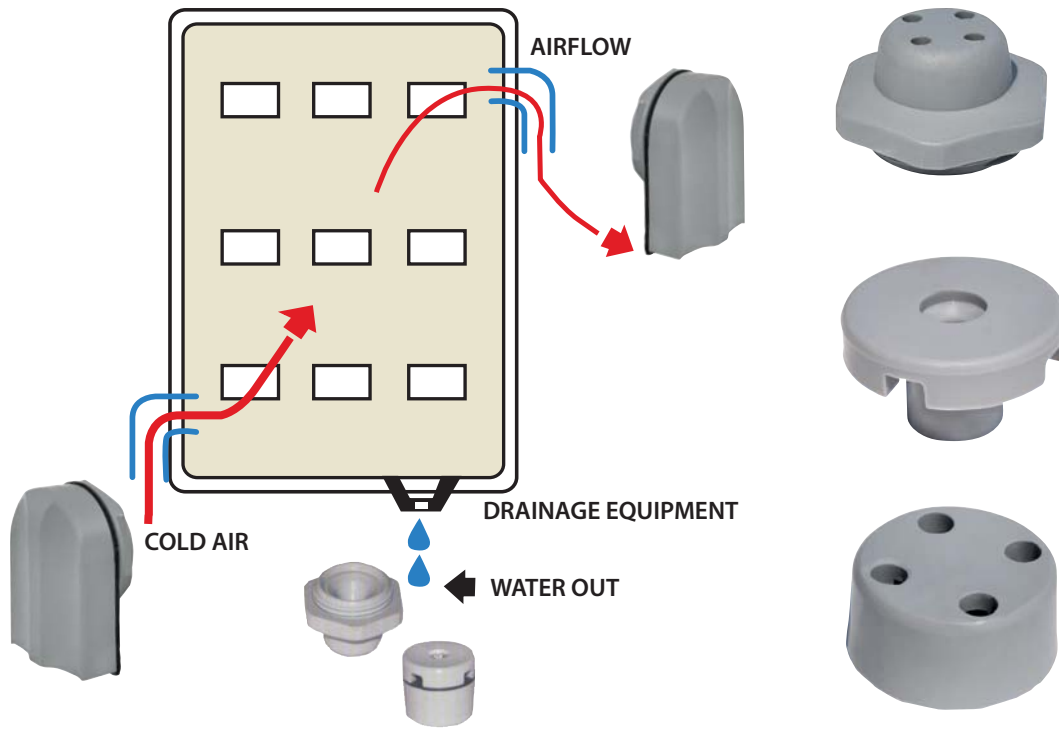
Ral: 9005

RAL 7001 CODE	RAL 7035 CODE	RAL 9005 CODE	SIZE	MOUNTING DIA C	PCS/BOX
ONKA - 9010	ONKA - 9011	ONKA - 9012	M 12 x 1.5	12	250
ONKA - 9013	ONKA - 9014	ONKA - 9015	M 16 x 1.5	16	250
ONKA - 9016	ONKA - 9017	ONKA - 9019	M 20 x 1.5	20	250
ONKA - 9020	ONKA - 9021	ONKA - 9022	M 25 x 1.5	25	250
ONKA - 9023	ONKA - 9024	ONKA - 9025	M 32 x 1.5	32	250
ONKA - 9026	ONKA - 9027	ONKA - 9028	M 40 x 1.5	40	250

**PG & METRIC TYPE SPIRAL CABLE GLANDS**



COLOUR	PG CODE	PG SIZE	METRIC CODE	METRIC SIZE	PCS/BOX
Ral: 7001	ONKA - 9275	PG 7	ONKA - 9475	M 12 x 1.5	200
	ONKA - 9281	PG 11	ONKA - 9478	M 16 x 1.5	100
	ONKA - 9284	PG 13.5	ONKA - 9481	M 20 x 1.5	80
	ONKA - 9290	PG 21	ONKA - 9484	M 25 x 1.5	30
Ral: 7035	ONKA - 9276	PG 7	ONKA - 9476	M 12 x 1.5	200
	ONKA - 9282	PG 11	ONKA - 9479	M 16 x 1.5	100
	ONKA - 9285	PG 13.5	ONKA - 9482	M 20 x 1.5	80
	ONKA - 9291	PG 21	ONKA - 9485	M 25 x 1.5	30
Ral: 9005	ONKA - 9277	PG 7	ONKA - 9477	M 12 x 1.5	200
	ONKA - 9283	PG 11	ONKA - 9480	M 16 x 1.5	100
	ONKA - 9286	PG 13.5	ONKA - 9483	M 20 x 1.5	80
	ONKA - 9292	PG 21	ONKA - 9486	M 25 x 1.5	30



**METAL CABLE GLAND**




**PANEL AIRFLOW BLINDSTOP**



CODE	DIMENSION	PACKAGE
● ONKA - 9510	M 25 x 1.5 Panel Airflow Blindstop	100
● ONKA - 9511		
● ONKA - 9512		

**PANEL AIRFLOW EQUIPMENT**



CODE	DIMENSION	PACKAGE
● ONKA - 9500	M 40 x 1.5 Panel Airflow Equipment	50
● ONKA - 9501		
● ONKA - 9502		


**DRAINAGE EQUIPMENT**



CODE	DIMENSION	PACKAGE
● ONKA - 9520	Ø 16 Drainage Equipment	100
● ONKA - 9521		
● ONKA - 9522		



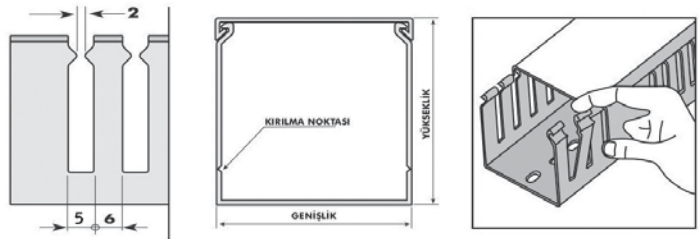
## CABLE TRUNKING



## CABLE TRUNKING

### Technical Features:

- High impact resistant rigid PVC material
- UL94V0 incombustibility standart
- Easy closing cover system
- Frangibility by the truncated sidecutters
- 2 meters standart length
- 390 kg/cm tensile strength



## CABLE TRUNKING



### BEST SERIES CABLE TRUNKING



CODE	HALOGEN FREE CODE	DESCRIPTIONS (WIDTH - HEIGHT)	BOX / M
ONKA-7200	ONKA-7350	16 x 16 mm	256
ONKA-7201	ONKA-7351	25 x 16 mm	160
ONKA-7202	ONKA-7352	25 x 25 mm	100
ONKA-7203	ONKA-7353	40 x 25 mm	60
ONKA-7204	ONKA-7354	40 x 40 mm	48

### ADHESIVE TYPE CABLE TRUNKING




CODE	HALOGEN FREE CODE	DESCRIPTIONS (WIDTH - HEIGHT)	BOX / M
ONKA-7210	ONKA-7360	16 x 16 mm	224
ONKA-7211	ONKA-7361	25 x 16 mm	140
ONKA-7212	ONKA-7362	25 x 25 mm	100
ONKA-7213	ONKA-7363	40 x 25 mm	60
ONKA-7214	ONKA-7364	40 x 40 mm	48

### SLOTTED CABLE TRUNKING



CODE	HALOGEN FREE CODE	DESCRIPTIONS (WIDTH - HEIGHT)	BOX / M
ONKA-7180	ONKA-7310	25 x 30 mm	84
ONKA-7181	ONKA-7311	25 x 40 mm	84
ONKA-7182	ONKA-7312	25 x 60 mm	48
ONKA-7183	ONKA-7313	40 x 40 mm	60
ONKA-7184	ONKA-7314	40 x 60 mm	36
ONKA-7186	ONKA-7315	40 x 80 mm	40
ONKA-7177	ONKA-7316	60 x 40 mm	36
ONKA-7185	ONKA-7317	60 x 60 mm	24
ONKA-7188	ONKA-7318	60 x 80 mm	24
ONKA-7187	ONKA-7319	80 x 60 mm	24
ONKA-7178	ONKA-7320	80 x 80 mm	24
ONKA-7179	ONKA-7321	100 x 60 mm	24

### ADHESIVE TYPE SLOTTED CABLE TRUNKING



CODE	DESCRIPTIONS (WIDTH - HEIGHT)	BOX / M
ONKA-7220	25 x 30 mm	84
ONKA-7221	25 x 40 mm	84
ONKA-7222	25 x 60 mm	48
ONKA-7223	40 x 40 mm	60
ONKA-7224	40 x 60 mm	36
ONKA-7225	40 x 80 mm	40
ONKA-7226	60 x 40 mm	36
ONKA-7227	60 x 60 mm	24
ONKA-7228	60 x 80 mm	24
ONKA-7229	80 x 60 mm	24
ONKA-7230	80 x 80 mm	24
ONKA-7231	100 x 60 mm	24

### SLOTTED CABLE TRUNKING COVER




CODE	HALOGEN FREE CODE	DESCRIPTIONS	BOX / M
ONKA-7290	ONKA-7295	25 mm	140
ONKA-7291	ONKA-7296	40 mm	80
ONKA-7292	ONKA-7297	60 mm	50
ONKA-7293	ONKA-7298	80 mm	50
ONKA-7294	ONKA-7299	100 mm	40




CODE	DESCRIPTIONS	BOX
PKM-125	Cable Trunking Cutter, Max 125 mm	1

**HALOGEN FREE AVAILABLE**



## DISTRIBUTION UNITS



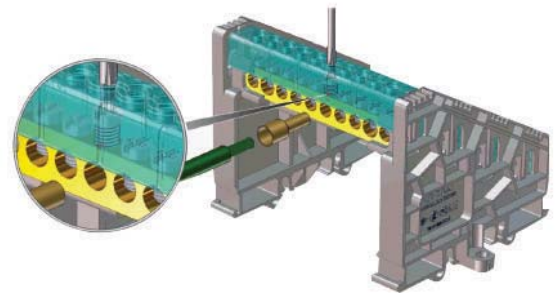
## DISTRIBUTION UNITS

### Technical Features:

The most important point about distribution units is, the Screw holes on transparent covers. These holes allow the user to mount the screws without removing it. This provides an important mounting convenience


Since there were no holes before, the user Needed to remove the transparent cover from its place and install it.

With this holes on the transparent cover, there will not be any waste of time for mounting.



## DISTRIBUTION UNITS


### SLOTTED GROUNDED PANEL TERMINAL CONNECTORS 80 A (6.5 x 9 mm)



(Max. section 16 mm<sup>2</sup> for single core cable)  
(Max. section 10 mm<sup>2</sup> for multi core cable)

CODE	DESCRIPTIONS	A	B	L	PCS/BOX
ONKA - 2001	2/3 = 5 Holes panel terminal connector	6,5	9	42	50
ONKA - 2002	2/5 = 7 Holes panel terminal connector	6,5	9	54	50
ONKA - 2003	2/8 = 10 Holes panel terminal connector	6,5	9	73	50
ONKA - 2004	2/10 = 12 Holes panel terminal connector	6,5	9	86	50
ONKA - 2005	2/13 = 15 Holes panel terminal connector	6,5	9	105	50
ONKA - 2006	2/20 = 22 Holes panel terminal connector	6,5	9	148	50
ONKA - 2007	2/40 = 42 Holes panel terminal connector	6,5	9	285	50
ONKA - 2008	2/60 = 62 Holes panel terminal connector	6,5	9	410	50
ONKA - 2009	2/80 = 82 Holes panel terminal connector	6,5	9	535	50


### SLOTTED GROUNDED PANEL TERMINAL CONNECTORS 160 A (7 x 12 mm)



(Max. section 25 mm<sup>2</sup>  
for single & multi core cable)

CODE	DESCRIPTIONS	A	B	L	PCS/BOX
ONKA - 2021	2/5 = 7 Holes panel terminal connector	7	12	69	50
ONKA - 2022	2/8 = 10 Holes panel terminal connector	7	12	93	50
ONKA - 2023	2/10 = 12 Holes panel terminal connector	7	12	119	50
ONKA - 2024	2/13 = 15 Holes panel terminal connector	7	12	133	50
ONKA - 2025	2/20 = 22 Holes panel terminal connector	7	12	188	50


### SLOTTED GROUNDED PANEL TERMINAL CONNECTORS 250 A (10 x 15 mm)



(Max. section 50 mm<sup>2</sup>  
for single & multi core cable)

CODE	DESCRIPTIONS	A	B	L	PCS/BOX
ONKA - 2041	2/5 = 7 Holes panel terminal connector	10	15	124	50
ONKA - 2042	2/8 = 10 Holes panel terminal connector	10	15	149	50
ONKA - 2043	2/10 = 12 Holes panel terminal connector	10	15	173	50
ONKA - 2044	2/13 = 15 Holes panel terminal connector	10	15	211	50
ONKA - 2045	2/20 = 22 Holes panel terminal connector	10	15	308	50


### SINGLE POLE DISTRIBUTION UNITS (6.5 x 9 mm) (80 A) WITHOUT COVER



(Max. section 16 mm<sup>2</sup> for single core cable)  
(Max. section 10 mm<sup>2</sup> for multi core cable)

CODE	DESCRIPTIONS	L	F	C	PCS/BOX
ONKA - 2051	2/5 7 Holes	56,5	24	28,2	32
ONKA - 2052	2/8 10 Holes	75	24	28,2	24
ONKA - 2053	2/10 12 Holes	87,5	24	28,2	18
ONKA - 2054	2/13 15 Holes	106	24	28,2	16
ONKA - 2055	2/20 22 Holes	150	24	28,2	12


**SINGLE POLE DISTRIBUTION UNITS (6.5 x 9 mm) (80 A)**



(Max. section 16 mm<sup>2</sup> for single core cable)  
(Max. section 10 mm<sup>2</sup> for multi core cable)

CODE	DESCRIPTIONS	L	F	C	PCS/BOX
ONKA - 2061	2 / 5 7 Holes	56.5	24	36	32
ONKA - 2062	2 / 8 10 Holes	75	24	36	24
ONKA - 2063	2 / 10 12 Holes	87.5	24	36	18
ONKA - 2064	2 / 13 15 Holes	106	24	36	16
ONKA - 2065	2 / 20 22 Holes	150	24	36	12


**SINGLE POLE DISTRIBUTION UNITS (7 x 12 mm) (160 A) WITHOUT COVER**



(Max. section 25 mm<sup>2</sup> for single & multi core cable)

CODE	DESCRIPTIONS	L	F	C	PCS/BOX
ONKA - 2056	2 / 5 7 Holes	68.1	24	28.2	32
ONKA - 2057	2 / 8 10 Holes	91.8	24	28.2	24
ONKA - 2058	2 / 10 12 Holes	107.6	24	28.2	18
ONKA - 2059	2 / 13 15 Holes	131.2	24	28.2	16
ONKA - 2060	2 / 20 22 Holes	186	24	28.2	12


**SINGLE POLE DISTRIBUTION UNITS (7 x 12 mm) (160 A)**



(Max. section 25 mm<sup>2</sup> for single & multi core cable)

CODE	DESCRIPTIONS	L	F	C	PCS/BOX
ONKA - 2071	2 / 5 7 Holes	68.1	24	36	32
ONKA - 2072	2 / 8 10 Holes	91.8	24	36	24
ONKA - 2073	2 / 10 12 Holes	107.6	24	36	18
ONKA - 2074	2 / 13 15 Holes	131.2	24	36	16
ONKA - 2075	2 / 20 22 Holes	186	24	36	12

**SINGLE POLE DISTRIBUTION UNITS (10 x 15 mm) (250 A) WITHOUT COVER**



(Max. section 50 mm<sup>2</sup> for single & multi core cable)

CODE	DESCRIPTIONS	L	F	C	PCS/BOX
ONKA - 2066	2 / 5 7 Holes	107	43.2	39	32
ONKA - 2067	2 / 8 10 Holes	145	43.2	39	24
ONKA - 2068	2 / 10 12 Holes	170	43.2	39	18
ONKA - 2069	2 / 13 15 Holes	206.5	43.2	39	16
ONKA - 2070	2 / 20 22 Holes	294	43.2	39	12

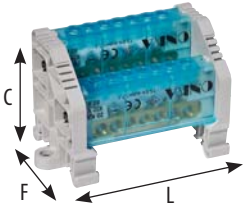
**SINGLE POLE DISTRIBUTION UNITS (10 x 15 mm) (250 A)**



(Max. section 50 mm<sup>2</sup> for single & multi core cable)

CODE	DESCRIPTIONS	L	F	C	PCS/BOX
ONKA - 2076	2 / 5 7 Holes	107	43.2	39	32
ONKA - 2077	2 / 8 10 Holes	145	43.2	39	24
ONKA - 2078	2 / 10 12 Holes	170	43.2	39	18
ONKA - 2079	2 / 13 15 Holes	206.5	43.2	39	16
ONKA - 2080	2 / 20 22 Holes	294	43.2	39	12


## 2 POLE DISTRIBUTION UNITS (6.5 x 9 mm) (80 A)



(Max. section 16 mm<sup>2</sup>  
for single core cable)  
(Max. section 10 mm<sup>2</sup>  
for multi core cable)


CODE	DESCRIPTIONS	L	F	C	PCS/BOX
ONKA - 2081	2/5 7 Holes	67.5	41.7	50.8	1
ONKA - 2082	2/8 10 Holes	86.5	41.7	50.8	1
ONKA - 2083	2/10 12 Holes	99	41.7	50.8	1
ONKA - 2084	2/13 15 Holes	117.5	41.7	50.8	1
ONKA - 2085	2/20 22 Holes	161.3	41.7	50.8	1

## 2 POLE DISTRIBUTION UNITS (7 x 12 mm) (160 A)




Easily mountable without  
taking the cover out

(Max. section 25 mm<sup>2</sup> for single & multi core cable)



CODE	DESCRIPTIONS	L	F	C	PCS/BOX
ONKA - 2091	2/5 7 Holes	80	41.7	50.8	1
ONKA - 2092	2/8 10 Holes	103.5	41.7	50.8	1
ONKA - 2093	2/10 12 Holes	119	41.7	50.8	1
ONKA - 2094	2/13 15 Holes	142	41.7	50.8	1
ONKA - 2095	2/20 22 Holes	197	41.7	50.8	1


## 2 POLE DISTRIBUTION UNITS (10 x 15 mm) (250 A)



(Max. section 50 mm<sup>2</sup>  
for single & multi core cable)

CODE	DESCRIPTIONS	L	F	C	PCS/BOX
ONKA - 2086	2/5 7 Holes	117	55	50.8	1
ONKA - 2087	2/8 10 Holes	154.5	55	50.8	1
ONKA - 2088	2/10 12 Holes	179	55	50.8	1
ONKA - 2089	2/13 15 Holes	217	55	50.8	1
ONKA - 2090	2/20 22 Holes	304.5	55	50.8	1


## 3 POLE DISTRIBUTION UNITS (6.5 x 9 mm) 80 A (LOW TYPE)



(Max. section 16 mm<sup>2</sup>  
for single core cable)  
(Max. section 10 mm<sup>2</sup>  
for multi core cable)

CODE	DESCRIPTIONS	L	F	C	PCS/BOX
ONKA - 2171	2/5 7 Holes	67.7	66	47	1
ONKA - 2172	2/8 10 Holes	86.6	66	47	1
ONKA - 2173	2/10 12 Holes	98.9	66	47	1
ONKA - 2174	2/13 15 Holes	117.8	66	47	1
ONKA - 2175	2/20 22 Holes	161.5	66	47	1


## 3 POLE DISTRIBUTION UNITS (7 x 12 mm) 160 A (LOW TYPE)



(Max. section 25 mm<sup>2</sup>  
for single & multi  
core cable)

CODE	DESCRIPTIONS	L	F	C	PCS/BOX
ONKA - 2151	2/5 7 Holes	80	66	47	1
ONKA - 2152	2/8 10 Holes	103.5	66	47	1
ONKA - 2153	2/10 12 Holes	119	66	47	1
ONKA - 2154	2/13 15 Holes	142	66	47	1
ONKA - 2155	2/20 22 Holes	197	66	47	1


## 3 POLE DISTRIBUTION UNITS (10 x 15 mm) 250 A (LOW TYPE)



(Max. section 50 mm<sup>2</sup>  
for single & multi core cable)

CODE	DESCRIPTIONS	L	F	C	PCS/BOX
ONKA - 2181	2/5 7 Holes	117	94.5	50	1
ONKA - 2182	2/8 10 Holes	154.5	94.5	50	1
ONKA - 2183	2/10 12 Holes	179	94.5	50	1
ONKA - 2184	2/13 15 Holes	217	94.5	50	1
ONKA - 2185	2/20 22 Holes	304.5	94.5	50	1

## 3 POLE DISTRIBUTION UNITS (10 x 15 mm) 250 A (HIGH TYPE WITH LEGS)




(Max. section 50 mm<sup>2</sup>  
for single & multi core cable)



CODE	DESCRIPTIONS	L	F	C	PCS/BOX
ONKA - 2186	2/5 7 Holes	117	94.5	65	1
ONKA - 2187	2/8 10 Holes	154.5	94.5	65	1
ONKA - 2188	2/10 12 Holes	179	94.5	65	1
ONKA - 2189	2/13 15 Holes	217	94.5	65	1
ONKA - 2190	2/20 22 Holes	304.5	94.5	65	1


**4 POLE DISTRIBUTION UNITS (6.5 x 9 mm) 80 A (LOW TYPE)**



(Max. section 16 mm<sup>2</sup> for single core cable)  
(Max. section 10 mm<sup>2</sup> for multi core cable)

CODE	DESCRIPTIONS	L	F	C	PCS/BOX
ONKA - 2201	2/5 7 Holes	67.8	86	49	1
ONKA - 2202	2/8 10 Holes	86.7	86	49	1
ONKA - 2203	2/10 12 Holes	99	86	49	1
ONKA - 2204	2/13 15 Holes	117.9	86	49	1
ONKA - 2205	2/20 22 Holes	161.6	86	49	1

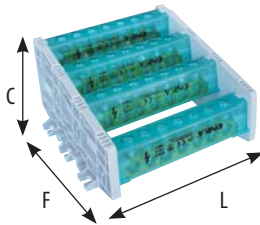
**4 POLE DISTRIBUTION UNITS (7 x 12 mm) 160 A (LOW TYPE)**



(Max. section 25 mm<sup>2</sup> for single & multi core cable)

CODE	DESCRIPTIONS	L	F	C	PCS/BOX
ONKA - 2211	2/5 7 Holes	79.7	86	49	1
ONKA - 2212	2/8 10 Holes	103.2	86	49	1
ONKA - 2213	2/10 12 Holes	118.7	86	49	1
ONKA - 2214	2/13 15 Holes	141.7	86	49	1
ONKA - 2215	2/20 22 Holes	196.7	86	49	1


**4 POLE DISTRIBUTION UNITS (10 x 15 mm) 250 A (LOW TYPE)**



(Max. section 50 mm<sup>2</sup> for single & multi core cable)

CODE	DESCRIPTIONS	L	F	C	PCS/BOX
ONKA - 2116	2/5 7 Holes	124.5	130	68	1
ONKA - 2117	2/8 10 Holes	162	130	68	1
ONKA - 2118	2/10 12 Holes	186.5	130	68	1
ONKA - 2119	2/13 15 Holes	224.5	130	68	1
ONKA - 2120	2/20 22 Holes	312	130	68	1


**4 POLE DISTRIBUTION UNITS (6.5 x 9 mm) 80 A (HIGH TYPE)**



(Max. section 16 mm<sup>2</sup> for single core cable)  
(Max. section 10 mm<sup>2</sup> for multi core cable)

CODE	DESCRIPTIONS	L	F	C	PCS/BOX
ONKA - 2101	2/5 7 Holes	67.3	86.2	87.2	1
ONKA - 2102	2/8 10 Holes	86.2	86.2	87.2	1
ONKA - 2103	2/10 12 Holes	98.5	86.2	87.2	1
ONKA - 2104	2/13 15 Holes	117.4	86.2	87.2	1
ONKA - 2105	2/20 22 Holes	161.1	86.2	87.2	1


**4 POLE DISTRIBUTION UNITS (7 x 12 mm) 160 A (HIGH TYPE)**



(Max. section 25 mm<sup>2</sup> for single & multi core cable)

CODE	DESCRIPTIONS	L	F	C	PCS/BOX
ONKA - 2111	2/5 7 Holes	78.5	86.2	82.3	1
ONKA - 2112	2/8 10 Holes	102.5	86.2	82.3	1
ONKA - 2113	2/10 12 Holes	118	86.2	82.3	1
ONKA - 2114	2/13 15 Holes	141	86.2	82.3	1
ONKA - 2115	2/20 22 Holes	196	86.2	82.3	1

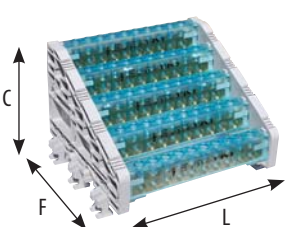
**5 POLE DISTRIBUTION UNITS (10 x 15 mm) 250 A (LOW TYPE)**



(Max. section 50 mm<sup>2</sup> for single & multi core cable)

CODE	DESCRIPTIONS	L	F	C	PCS/BOX
ONKA - 2191	2/5 7 Holes	124.5	149.5	96	1
ONKA - 2192	2/8 10 Holes	162	149.5	96	1
ONKA - 2193	2/10 12 Holes	186.5	149.5	96	1
ONKA - 2194	2/13 15 Holes	224.5	149.5	96	1
ONKA - 2195	2/20 22 Holes	312	149.5	96	1

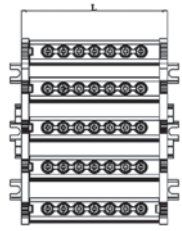
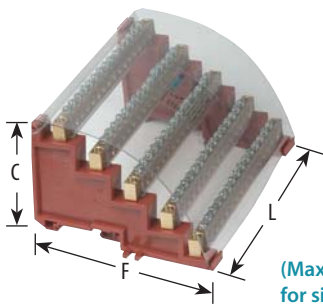
**5 POLE DISTRIBUTION UNITS (10 x 15 mm) 250 A (HIGH TYPE WITH LEGS)**



(Max. section 50 mm<sup>2</sup> for single & multi core cable)


CODE	DESCRIPTIONS	L	F	C	PCS/BOX
ONKA - 2216	2/5 7 Holes	124.5	149.5	111	1
ONKA - 2217	2/8 10 Holes	162	149.5	111	1
ONKA - 2218	2/10 12 Holes	186.5	149.5	111	1
ONKA - 2219	2/13 15 Holes	224.5	149.5	111	1
ONKA - 2220	2/20 22 Holes	312	149.5	111	1

## 5 POLE DISTRIBUTION UNITS (10 x 15 mm) 250 A (OLD MODEL)




CODE	DESCRIPTIONS	L	F	C	PCS/BOX
ONKA - 2121	2 / 5 7 Holes	120	151.5	97.5	1
ONKA - 2122	2 / 8 10 Holes	158	151.5	97.5	1
ONKA - 2123	2 / 10 12 Holes	182.5	151.5	97.5	1
ONKA - 2124	2 / 13 15 Holes	220.5	151.5	97.5	1
ONKA - 2125	2 / 20 22 Holes	308	151.5	97.5	1

## 30 x 5 mm 5 HOLE DISTRIBUTION UNIT WITH BUSBARS




CODE	DESCRIPTIONS	PCS/BOX
ONKA-2135	Max. 30 x 5 mm Copper Busbars	1

## 30 x 5 mm 5 HOLE DISTRIBUTION UNIT ACCESSORIES




CODE	DESCRIPTIONS	PCS/BOX
ONKA-2131	30 x 5 Base	10
ONKA-2132	Insulation Separator 30 mm	1 mt
ONKA-2133	Insulation Cover	1

## ASCENDER PART FOR DISTRIBUTION UNITS



CODE	DESCRIPTIONS	PCS/BOX
ONKA-2134	Ascender part for 1 - 3 - 5 Pole Distribution Units	100

## DISTRIBUTION UNIT ISOLATION APPARATUS




CODE	DESCRIPTIONS	PCS/BOX
ONKA-2137	35 mm Cover Apparatus	10





## W AUTOMAT BUSBARS



## W AUTOMAT BUSBARS

### Technical Features:

- The conductor is 100% copper.
- Isolation section is high impact resistant hard PVC material
- UL94V0 flammability standard.
- Insulation support on the connection surface.
- Insulation support with detachable side cover.
- Production in metered lengths, gives the possibility to use it according to the number of desired modules.

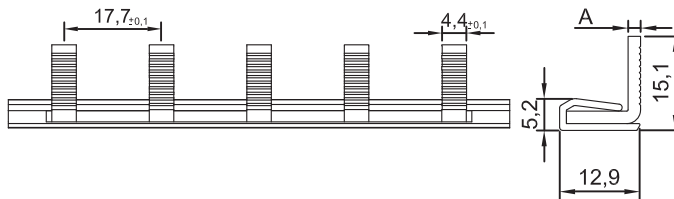


## W AUTOMAT BUSBARS

1-PHASE W AUTOMAT BUSBARS




Code: 3000


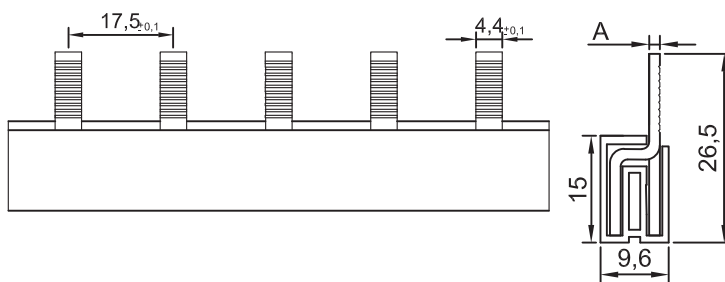


1 mm Cu 80 A CODE	1.5 mm Cu 100 A CODE	2 mm Cu 125 A CODE	MODULES	PCS./BOX
ONKA-3006	ONKA-3001	ONKA-3011	12	50
ONKA-3007	ONKA-3002	ONKA-3012	18	50
ONKA-3008	ONKA-3003	ONKA-3013	24	50
ONKA-3009	ONKA-3004	ONKA-3014	30	50
ONKA-3010	ONKA-3005	ONKA-3015	56 (1 m)	50
ONKA-3000	Plastic Covers of Busbars			100

2-PHASE W AUTOMAT BUSBARS




Code: 3026

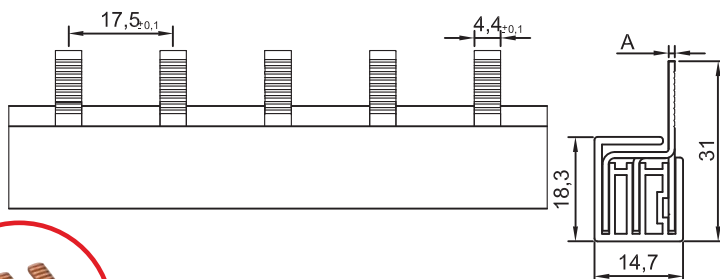


1 mm Cu 80 A CODE	1.5 mm Cu 100 A CODE	MODULES	PCS./BOX
ONKA - 3021	ONKA - 3031	6	30
ONKA - 3022	ONKA - 3032	9	30
ONKA - 3023	ONKA - 3033	12	30
ONKA - 3024	ONKA - 3034	15	30
ONKA - 3025	ONKA - 3035	28 (1 m)	30
ONKA - 3026	Plastic Covers of Busbars		-

## 3-PHASE W AUTOMAT BUSBARS



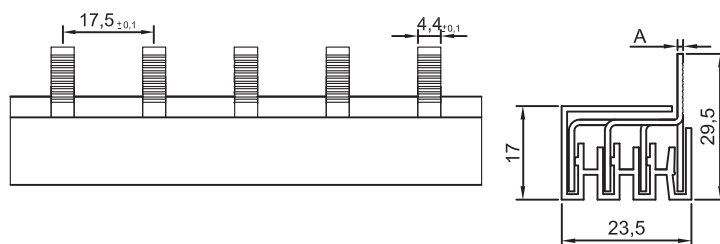
Kod: 5833



1 mm Cu 80 A CODE	1.5 mm Cu 100 A CODE	2 mm Cu 125 A CODE	MODULES	PCS/BOX
ONKA-3041	ONKA-3051	ONKA-3066	4	30
ONKA-3042	ONKA-3052	ONKA-3067	6	30
ONKA-3043	ONKA-3053	ONKA-3068	8	30
ONKA-3044	ONKA-3054	ONKA-3069	10	30
ONKA-3045	ONKA-3055	ONKA-3070	20 (1 m)	25
ONKA-3056	Plastic Covers of Busbars			-
ONKA-5833	1 mm Plastic Covers of Busbars			-

Code: 3056


## 4-PHASE W AUTOMAT BUSBARS



1.5 mm Cu 100 A CODE	2 mm Cu 125 A CODE	MODULES	PCS/BOX
ONKA-3058	ONKA-3072	4	16
ONKA-3059	ONKA-3073	8	16
ONKA-3060	ONKA-3074	14 (1 m)	16
ONKA-3057	Plastic Covers of Busbars		100


Code: 3057

**INSULATED ENGINE PROTECTION BARS (63 AMPERES)**



CODE	DESCRIPTIONS	BOX PCS
<b>ONKA-MSVG54-14-2</b>	Engine Protection Bar, Double Module, Tread Width 45 + 9 = 54 mm	1
CODE	DESCRIPTIONS	BOX PCS
<b>ONKA-MSVG54-14-4</b>	Engine Protection Bar, Quart Module, Tread Width 45 + 9 = 54 mm	1
CODE	DESCRIPTIONS	BOX PCS
<b>ONKA-MSVG54-14-5</b>	Engine Protection Bar, Quin Module, Tread Width 45 + 9 = 54 mm	1
CODE	DESCRIPTIONS	BOX PCS
<b>ONKA-MSVG45-14-3</b>	Engine Protection Bar, Triple Module, With No Space, Tread Width 45 mm	1
CODE	DESCRIPTIONS	BOX PCS
<b>ONKA-MSVG45-14-4</b>	Engine Protection Bar, Quart Module, With No Space, Tread Width 45 mm	1

**MONOPHASE 1500 VDC W OTOMATE BAR, NEEDLE TYPE (2 mm)**

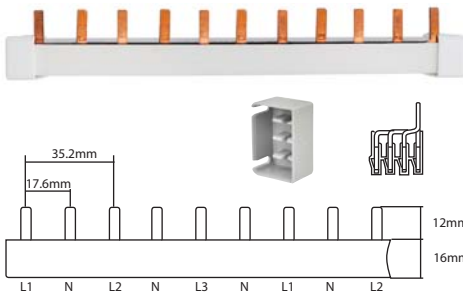


**For Solar Systems**




CODE	DESCRIPTIONS	BOX PCS
<b>FTG-6905S-06TE-EK</b>	1-faz, pin, 35 mm <sup>2</sup> , 6 mod, 17,8 mm pin aralığı, 90°	1
<b>FTG-6905S-08TE-EK</b>	1-faz, pin, 35 mm <sup>2</sup> , 8 mod, 17,8 mm pin aralığı, 90°	1
<b>FTG-6905S-CY</b>	1-faz, pin, 35 mm <sup>2</sup> , 57 mod, 17,8 mm pin aralığı, 90°	1
<b>FTG-6907S-06TE-EK</b>	1-faz, pin, 35 mm <sup>2</sup> , 6 mod, 22,5 mm pin aralığı, 90°	1
<b>FTG-6907S-08TE-EK</b>	1-faz, pin, 35 mm <sup>2</sup> , 8 mod, 22,5 mm pin aralığı, 90°	1
<b>FTG-6907S-CY</b>	1-faz, pin, 35 mm <sup>2</sup> , 44 mod, 22,5 mm pin aralığı, 90°	1
<b>FTG-A61</b>	Yan Kapak	1

**(L1+N, L2+N, L3+N) W AUTOMAT BUSBARS, (80 A)**




CODE	DESCRIPTIONS	BOX PCS
<b>FTG-4S16L54A0A0N-01</b>	L1 + N, L2 + N, L3 + N ... 13 MODULES 1 mt	1
<b>FTG-A2</b>	Plastic Covers of Busbars	1

**MODULAR POWER CONNECTORS**



CODE	DESCRIPTIONS	BOX PCS
<b>ONKA-3061</b>	Modular (Power) Connectors No.1 (2.5 - 10 mm <sup>2</sup> )	150
<b>ONKA-3065</b>	Modular (Power) Connectors No.2 (16 - 25 mm <sup>2</sup> )	100
<b>FTG-802/115 S</b>	No.2 (6 - 25 mm <sup>2</sup> )	30
<b>FTG-802/215 S</b>	No.3 (6 - 50 mm <sup>2</sup> )	25
<b>FTG-802/114</b>	No.2 (6 - 25 mm <sup>2</sup> ) Fork Type	25
<b>FTG-MSV GE 1-14</b>	No.2 (6 - 25 mm <sup>2</sup> ) Fork Type , Triple (L1,L2,L3)	1

### 16 mm<sup>2</sup> CONNECTION TERMINALS FOR Cu - BUSBARS (SPRING)




CODE	DESCRIPTIONS	BOX PCS
<b>ONKA-2140</b>	SK16 F5 Connection Terminals For Cu Bar 1.5 - 16 mm <sup>2</sup>	100
<b>ONKA-2141</b>	SK16F10 Connection Terminals For Cu Bar 1.5 - 16 mm <sup>2</sup>	100

### 35 mm<sup>2</sup> CONNECTION TERMINALS FOR Cu - BUSBARS (SPRING)

CODE	DESCRIPTIONS	BOX PCS
<b>ONKA-2142</b>	SK35 F5 Connection Terminals For Cu Bar 1.5 - 35 mm <sup>2</sup>	50
<b>ONKA-2143</b>	SK35F10 Connection Terminals For Cu Bar 1.5 - 35 mm <sup>2</sup>	50


2140 2142 2144 2146



### 70 mm<sup>2</sup> CONNECTION TERMINALS FOR Cu - BUSBARS (SPRING)

CODE	DESCRIPTIONS	BOX PCS
<b>ONKA-2144</b>	SK70 F5 Connection Terminals For Cu Bar 16 - 70 mm <sup>2</sup>	25
<b>ONKA-2145</b>	SK70F10 Connection Terminals For Cu Bar 16 - 70 mm <sup>2</sup>	25


2141 2143 2145 2147



### 120 mm<sup>2</sup> CONNECTION TERMINALS FOR Cu - BUSBARS (SPRING)

CODE	DESCRIPTIONS	BOX PCS
<b>ONKA-2146</b>	SK120 F5 Connection Terminals For Cu Bar 16 - 120 mm <sup>2</sup>	25
<b>ONKA-2147</b>	SK120F10 Connection Terminals For Cu Bar 16 - 120 mm <sup>2</sup>	25

### TELESCOPIC CONNECTION TERMINAL FOR Cu-BUSBARS (WITH PALLET)



CODE	DESCRIPTIONS	BOX PCS
<b>ONKA-2160</b>	SK12 F3 Connection Terminals For Cu Bar 16 mm <sup>2</sup>	300
<b>ONKA-2161</b>	SK12 F3 Connection Terminals For Cu Bar 35 mm <sup>2</sup>	250
<b>ONKA-2162</b>	12 x 3 mm Elektrolitic Cu Bar 1 mt.	1 mt.

### NEUTRAL GROUNDED BUSBAR (SCREW-ON / FLAT COPPER)



CODE 1.5 mm, 15 mm <sup>2</sup>	CODE 2 mm, 15 mm <sup>2</sup>	CODE 3 mm, 15 mm <sup>2</sup>	DESCRIPTIONS	BOX PCS
<b>ONKA-3075</b>	<b>ONKA-3080</b>	<b>ONKA-3088</b>	31 Screws	25
<b>ONKA-3076</b>	<b>ONKA-3087</b>	<b>ONKA-3086</b>	62 Screws	25


### NEUTRAL GROUNDED BUSBAR SUPPORT (SCREW-ON / FLAT COPPER)



CODE	DESCRIPTIONS	BOX PCS
<b>ONKA-3091</b>	Busbars Support	100



# RAILS



## **MOUNTING RAILS**

---

### ***Technical Features:***

- *Made of DKP material.*
- *With dimension of 35x7,5 mm, 35x15 mm and 15x5,5 mm , are produced in accordance with international standards.*
- *There are two different coating alternatives as CR + 3 and Galvanized.*
- *Regarding the desired lengths, special production can be made by cutting rails that provides time and cost saving.*
- *35x7.5 mm 35x15 mm aluminum rail alternatives are available for carrying heavy materials*
- *35x15 mm deep rails which made of 1.5mm thickness sheet are available in order to carry heavy materials*

## **MOUNTING RAILS**

---



**35 x 7.5 mm FLAT SHEET MOUNTING DIN RAILS (Cr+3 PLATED)**



CODE	DESCRIPTIONS	BOX PCS
4021	30 cm	100
4022	1 m	50
4023	2 m	50
4024	3 m	25

**35 x 7.5 mm FLAT SHEET MOUNTING DIN RAILS (GALVANIZED)**



CODE	DESCRIPTIONS	BOX PCS
4211	30 cm	100
4212	1 m	50
4213	2 m	50
4214	3 m	25

**35 x 7.5 mm SLOTTED SHEET MOUNTING DIN RAILS (Cr+3 PLATED)**



CODE	DESCRIPTIONS	BOX PCS
4031	30 cm	100
4032	1 m	50
4033	2 m	50
4034	3 m	25

**35 x 7.5 mm SLOTTED SHEET MOUNTING DIN RAILS (GALVANIZED)**



CODE	DESCRIPTIONS	BOX PCS
4221	30 cm	100
4222	1 m	50
4223	2 m	50
4224	3 m	25

**35 x 15 mm FLAT SHEET MOUNTING DIN RAILS (Cr+3 PLATED)**



CODE	DESCRIPTIONS	BOX PCS
4061	30 cm	100
4062	1 m	25
4063	2 m	25
4064	3 m	25

**35 x 15 mm FLAT SHEET MOUNTING DIN RAILS (GALVANIZED)**



CODE	DESCRIPTIONS	BOX PCS
4231	30 cm	100
4232	1 m	25
4233	2 m	25
4234	3 m	25

**35 x 15 mm SLOTTED SHEET MOUNTING DIN RAILS (Cr+3 PLATED)**



CODE	DESCRIPTIONS	BOX PCS
4071	30 cm	100
4072	1 m	25
4073	2 m	25
4074	3 m	25

**35 x 15 mm SLOTTED SHEET MOUNTING DIN RAILS (GALVANIZED)**



CODE	DESCRIPTIONS	BOX PCS
4241	30 cm	100
4242	1 m	25
4243	2 m	25
4244	3 m	25

**15 x 5.5 mm FLAT SHEET MOUNTING DIN RAILS (GALVANIZED)**



CODE	DESCRIPTIONS	BOX PCS
4246	30 cm	100
4247	1 m	100
4248	2 m	50
4249	3 m	25

**15 x 5.5 mm SLOTTED SHEET MOUNTING DIN RAILS (GALVANIZED)**



CODE	DESCRIPTIONS	BOX PCS
4251	<b>30 cm</b>	100
4252	<b>1 m</b>	100
4253	<b>2 m</b>	50
4254	<b>3 m</b>	25

## 15 x 5.5 mm FLAT SHEET MOUNTING DIN RAILS (Cr+3 PLATED)



CODE	DESCRIPTIONS	BOX PCS
4101	30 cm	100
4102	1 m	100
4103	2 m	50
4104	3 m	25

## 15 x 5.5 mm SLOTTED SHEET MOUNTING DIN RAILS (Cr+3 PLATED)



CODE	DESCRIPTIONS	BOX PCS
4111	30 cm	100
4112	1 m	100
4113	2 m	50
4114	3 m	25

## 35 x 7.5 mm FLAT ALUMINIUM MOUNTING DIN RAILS



CODE	DESCRIPTIONS	BOX PCS
4121	30 cm	100
4122	1 m	35
4123	2 m	35
4124	3 m	25

## 35 x 7.5 mm SLOTTED ALUMINIUM MOUNTING DIN RAILS



CODE	DESCRIPTIONS	BOX PCS
4131	30 cm	100
4132	1 m	35
4133	2 m	35
4134	3 m	25

## MG TYPE FLAT ALUMINIUM MOUNTING DIN RAILS



CODE	DESCRIPTIONS	BOX PCS
4141	30 cm	100
4142	1 m	25
4143	2 m	25

## MG TYPE SLOTTED ALUMINIUM MOUNTING DIN RAILS



CODE	DESCRIPTIONS	BOX PCS
4146	30 cm	100
4147	1 m	25
4148	2 m	25

## SHEET MOUNTING RAIL SUPPORT (CR+3 PLATED)




CODE	DESCRIPTIONS	PCS/BOX
4172	Mounting Rail Support CR-3 Plated	100

## ALUMINIUM MOUNTING RAIL SUPPORT (LOW TYPE)



CODE	DESCRIPTIONS	PCS/BOX
4161	Mounting Rail Support Aluminium Low Type	100

## MECHANICAL DIN RAIL CUTTER



CODE	DESCRIPTIONS
ŞAFA - MRK-4	Can cut 3 types rails (5,5x15 - 7,5x15 - 15x35) makes hole to rail 5,5 mm and can cut 3x30 mm copper bar
ŞAFA - MRK-5	Can cut 3 types rails (5,5x15 - 7,5x15 - 10x35 - 15x35) makes hole to rail 5,5 mm and can cut 3x30 mm copper bar

## U PROFILE SUPPORT RAIL



CODE	DESCRIPTIONS	PCS/BOX
4191	1 mt. U Profile	30
4192	2 mt. U Profile	30
4193	3 mt. U Profile	30
4195	Right, Left Corner Plastic Apparatus	100



## CABLE LUGS



## CABLE LUGS

### Technical Features:

- 100% copper.
- With the ability to collect at the entrance of the cables according to the product cross section  
The user has the inflating mouth structure which provides comfort.  
(With utility model patent number 2014/01745).
- All products are covered with a minimum of 6 micron tin.
- Since production is made from tempered copper material  
No cracking or cracking occurs during squeezing.
- Conductivity coefficient is minimum 56 ms / m.

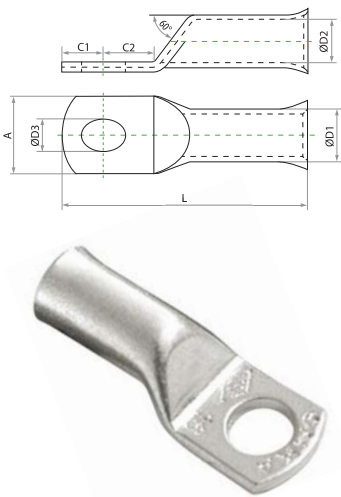


## CABLE LUGS

ELECTROLITIC COPPER 99.9 %

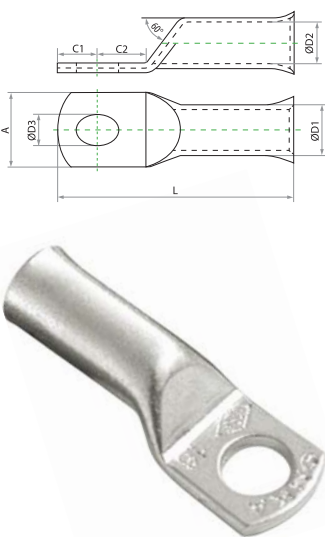
CONDUCTIVITY COEFFICIENT MIN. 56 ms/m

MINI COPPER CABLE LUGS



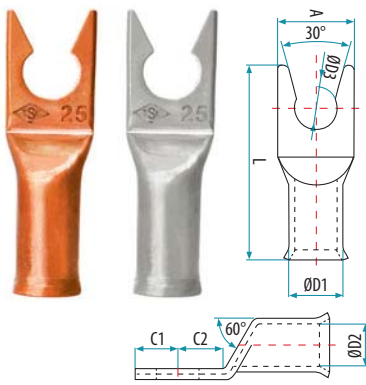
CODE	REF. NO	CABLE CROSS SECTION mm <sup>2</sup>	BOLT	ØD1	ØD2	L	ØD3	A	C1	C2	PCS BOX
ONKA-6250	SKP-6	6	M5/M6	5.5	4	24	5.5	8.5	6	5	1500
ONKA-6251	SKP-10	10	M5/M6	6.5	5	25	5.5	9.5	5.5	6.5	1250
ONKA-6252	SKP-16	16	M6/M8	7	5.5	27.5	6.5	10.5	5.5	6.5	750
ONKA-6253	SKP-25	25	M6/M8	9	7.5	34	8.5	13	7	9	450
ONKA-6254	SKP-35	35	M6/M8/M10	10.5	8.5	39	8.5	15.5	8.5	9.5	300
ONKA-6255	SKP-50	50	M8/M10/M12/M14	12	10	47	10.5	18	10	11.5	175
ONKA-6256	SKP-70	70	M8/M10/M12/M14	14	11.5	49	10.5	20.5	10	11.5	125
ONKA-6257	SKP-95	95	M8/M10/M12/M14	16	13.5	53	10.5	23.5	10	12	75
ONKA-6258	SKP-120	120	M10/M12/M14/M16	18	15.5	63.5	13	26.5	13	14	50
ONKA-6259	SKP-150	150	M10/M12/M14/M16	20	16.5	71	13	29	17	17	40
ONKA-6260	SKP-185	185	M10/M12/M14/M16/M20	22	18.5	77	17	32	17	18	30
ONKA-6261	SKP-240	240	M10/M12/M14/M16/M20	25.5	21.5	83	17	37.5	17	18	25

EXTRA STANDARD COPPER CABLE LUGS

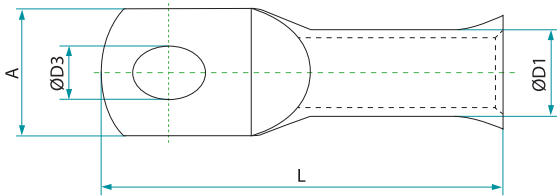
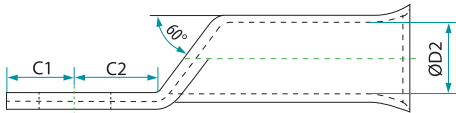




CODE	REF. NO	CABLE CROSS SECTION mm <sup>2</sup>	BOLT	ØD1	ØD2	L	ØD3	A	C1	C2	PCS BOX
ONKA-6025	SKP-6	6	M5/M6	5.5	4	26	5.5	8.5	11	5	1500
ONKA-6026	SKP-10	10	M5/M6	6.5	5	27.5	6.5	10.5	5.5	6.5	1000
ONKA-6027	SKP-16	16	M6/M8	7.8	5.8	30	6.5	12	5.5	6.5	600
ONKA-6028	SKP-25	25	M6/M8	9.5	7.2	40	8.5	14	7	9	300
ONKA-6029	SKP-35	35	M6/M8/M10	10.8	8.5	43.5	8.5	15.3	8.5	9.5	250
ONKA-6030	SKP-50	50	M8/M10/M12/M14	13	10	51.5	10.5	20	10	11.5	150
ONKA-6031	SKP-70	70	M8/M10/M12/M14	14.7	11.5	55	10.5	22	10	11.5	100
ONKA-6032	SKP-95	95	M8/M10/M12/M14	16.7	13.5	59	10.5	26	10	12	75
ONKA-6033	SKP-120	120	M10/M12/M14/M16	19	15.6	70	13	29	13	14	50
ONKA-6034	SKP-150	150	M10/M12/M14/M16	21	17	77	13	32	17	17	40
ONKA-6035	SKP-185	185	M10/M12/M14/M16/M20	23	19	85	17	35	17	18	30
ONKA-6036	SKP-240	240	M10/M12/M14/M16/M20	26	21	90	17	38.5	17	18	25
ONKA-6037	SKP-300	300	M14/M16/M20	28.6	23.5	100	17	43	18	18	10
ONKA-6038	SKP-400	400	M14/M16/M20	32.8	27	110	17	50	20	20	10

FORK TYPE COPPER CABLE LUGS



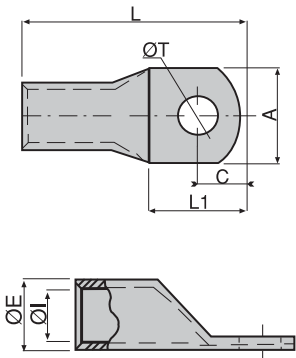
CODE	CABLE CROSS SECTION mm <sup>2</sup>	BOLT	ØD1	ØD2	L	ØD3	A	C1	C2	PCS BOX
ONKA-6210	10	M5	6.5	5	25	5.5	9.5	5.5	6.5	1250
ONKA-6211	16	M6	7	5.5	27.5	6.5	10.5	5.5	6.5	750
ONKA-6212	25	M8	9	7.5	34	8.5	13	7	9	450
ONKA-6213	35	M8	10.5	8.5	39	8.5	15.5	8.5	9.5	300
ONKA-6214	50	M8	12	10	47	8.5	18	10	11.5	175



### LONG TYPE SKP COPPER CABLE LUGS

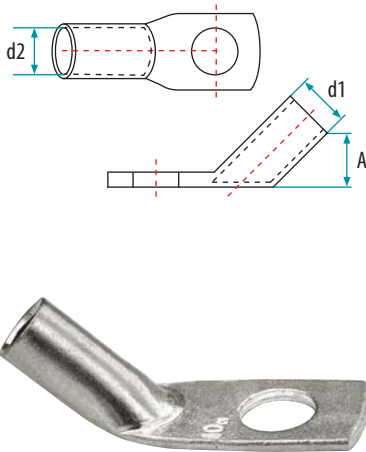
CODE	REF. NO	CABLE CROSS SECTION mm <sup>2</sup>	BOLT	ØD1	ØD2	L	ØD3	A	C1	C2	PCS/ BOX
<b>ONKA-6401</b>	SKP-6	6	M5/M6	5.5	4	26	5.5	8.5	6	5	1500
<b>ONKA-6402</b>	SKP-10	10	M5/M6	6.5	5	27.5	5.5	9.5	5.5	6.5	1000
<b>ONKA-6403</b>	SKP-16	16	M6/M8	7	5.5	30	6.5	10.5	5.5	6.5	600
<b>ONKA-6404</b>	SKP-25	25	M6/M8	9	7.5	40	8.5	13	7	9	300
<b>ONKA-6405</b>	SKP-35	35	M6/M8/M10	10.5	8.5	43.5	8.5	15.5	8.5	9.5	250
<b>ONKA-6406</b>	SKP-50	50	M8/M10/M12/M14	12	10	51.5	10.5	18	10	11.5	150
<b>ONKA-6407</b>	SKP-70	70	M8/M10/M12/M14	14	11.5	55	10.5	20.5	10	11.5	100
<b>ONKA-6408</b>	SKP-95	95	M8/M10/M12/M14	16	13.5	59	10.5	23.5	10	12	75
<b>ONKA-6409</b>	SKP-120	120	M10/M12/M14/M16	18	15.5	70	13	26.5	13	14	50
<b>ONKA-6410</b>	SKP-150	150	M10/M12/M14/M16	20	16.5	77	13	29	17	17	40
<b>ONKA-6411</b>	SKP-185	185	M10/M12/M14/M16/M20	22	18.5	85	17	32	17	18	30
<b>ONKA-6412</b>	SKP-240	240	M10/M12/M14/M16/M20	25.5	21.5	90	17	37.5	17	18	25

DIN NORM COPPER CABLE LUGS



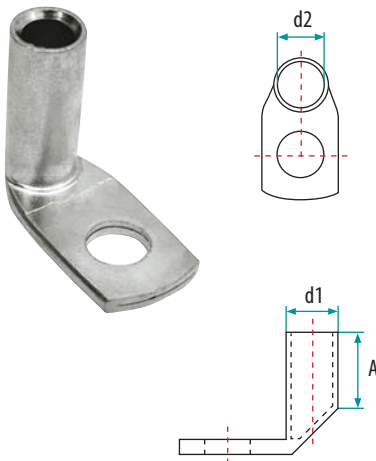
CODE	REF. NR.	CABLE CROSS SECTION	BOLT	ØE	ØI	L	ØT	A	L1	C	WEIGHT	PCS/BOX
<b>ONKA-6050</b>	DSKP-6-5	6 mm <sup>2</sup>	M5	5.5	4	33.5	5.3	8.5	13	6	2,254	1000
<b>ONKA-6051</b>	DSKP-6-6		M6									
<b>ONKA-6052</b>	DSKP-10-5	10 mm <sup>2</sup>	M5	6.5	5	37.5	5.3	10	14	6.5	3,714	800
<b>ONKA-6053</b>	DSKP-10-6		M6									
<b>ONKA-6054</b>	DSKP-16-6	16 mm <sup>2</sup>	M6	8.5	6	49	6.4	13	15	7.5	3,741	300
<b>ONKA-6055</b>	DSKP-16-8		M8									
<b>ONKA-6057</b>	DSKP-25-6	25 mm <sup>2</sup>	M6	10	7.5	51	6.4	14.5	16.5	9	4,191	250
<b>ONKA-6058</b>	DSKP-25-8		M8									
<b>ONKA-6059</b>	DSKP-25-10		M10									
<b>ONKA-6060</b>	DSKP-35-6	35 mm <sup>2</sup>	M6	12.5	8.5	57	6.4	17.5	20.5	10	3,867	150
<b>ONKA-6061</b>	DSKP-35-8		M8									
<b>ONKA-6062</b>	DSKP-35-10		M10									
<b>ONKA-6063</b>	DSKP-35-12		M12									
<b>ONKA-6064</b>	DSKP-50-8	50 mm <sup>2</sup>	M8	14.5	10	67	8.4	20.5	23	11	4,299	100
<b>ONKA-6065</b>	DSKP-50-10		M10									
<b>ONKA-6066</b>	DSKP-50-12		M12									
<b>ONKA-6067</b>	DSKP-50-14		M14									
<b>ONKA-6068</b>	DSKP-70-8	70 mm <sup>2</sup>	M8	16.5	12	70	8.4	23.5	26	12.5	4,313	75
<b>ONKA-6069</b>	DSKP-70-10		M10									
<b>ONKA-6070</b>	DSKP-70-12		M12									
<b>ONKA-6071</b>	DSKP-70-14		M14									
<b>ONKA-6072</b>	DSKP-70-16		M16									
<b>ONKA-6073</b>	DSKP-95-8	95 mm <sup>2</sup>	M8	19	13.5	81	8.4	27.5	28	13.5	3,885	40
<b>ONKA-6074</b>	DSKP-95-10		M10									
<b>ONKA-6075</b>	DSKP-95-12		M12									
<b>ONKA-6076</b>	DSKP-95-14		M14									
<b>ONKA-6077</b>	DSKP-95-16		M16									
<b>ONKA-6078</b>	DSKP-120-10	120 mm <sup>2</sup>	M10	21	15.5	86	10.5	30	33	13.5	4,207	40
<b>ONKA-6079</b>	DSKP-120-12		M12									
<b>ONKA-6080</b>	DSKP-120-14		M14									
<b>ONKA-6081</b>	DSKP-120-16		M16									
<b>ONKA-6082</b>	DSKP-120-20	M20										
<b>ONKA-6083</b>	DSKP-150-10	150 mm <sup>2</sup>	M10	23	17	97	10.5	32.5	35.5	18	3,741	25
<b>ONKA-6084</b>	DSKP-150-12		M12									
<b>ONKA-6085</b>	DSKP-150-14		M14									
<b>ONKA-6086</b>	DSKP-150-16		M16									
<b>ONKA-6087</b>	DSKP-150-20		M20									
<b>ONKA-6088</b>	DSKP-185-10	185 mm <sup>2</sup>	M10	25.5	18	101	10.5	36	39	19	2,678	20
<b>ONKA-6089</b>	DSKP-185-12		M12									
<b>ONKA-6090</b>	DSKP-185-14		M14									
<b>ONKA-6091</b>	DSKP-185-16		M16									
<b>ONKA-6092</b>	DSKP-185-20		M20									
<b>ONKA-6093</b>	DSKP-240-10	240 mm <sup>2</sup>	M10	28	22	111	10.5	40	41	19	3,062	15
<b>ONKA-6094</b>	DSKP-240-12		M12									
<b>ONKA-6095</b>	DSKP-240-14		M14									
<b>ONKA-6096</b>	DSKP-240-16		M16									
<b>ONKA-6097</b>	DSKP-240-20		M20									
<b>ONKA-6098</b>	DSKP-300-14	300 mm <sup>2</sup>	M14	32	24.5	119	15	48	41	19	2,550	10
<b>ONKA-6099</b>	DSKP-300-16		M16									
<b>ONKA-6100</b>	DSKP-300-20		M20									
<b>ONKA-6101</b>	DSKP-400-14	400 mm <sup>2</sup>	M14	38.5	27.5	140	15	55	41	19	2,500	10
<b>ONKA-6102</b>	DSKP-400-16		M16									
<b>ONKA-6103</b>	DSKP-400-20		M20									

## 45° CABLE LUGS



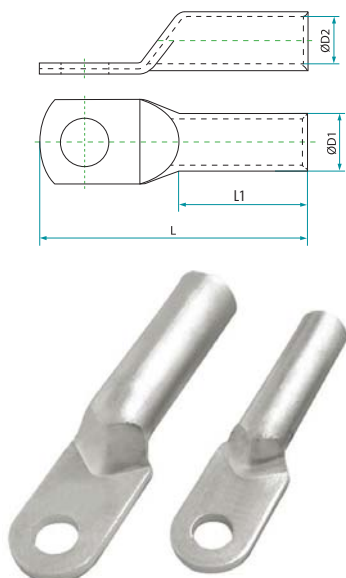
CODE	METRIC (ø)	SECTION	INT. DIA (d1) mm	EXT. DIA (d2) mm	CABLE L. (A)	PCS/BOX
ONKA-6304	M 5	6	4.00	5.50	9.50	800
ONKA-6305	M 5/6	10	4.50	6.00	11.50	500
ONKA-6306	M 6/8/10	16	5.50	7.50	12.50	300
ONKA-6307	M 8/10	25	7.00	9.50	15.50	200
ONKA-6308	M 8/10	35	8.50	11.00	17.00	125
ONKA-6309	M 10/12	50	10.00	13.00	18.50	80
ONKA-6310	M 10/12	70	11.50	14.50	22.00	60
ONKA-6311	M 10/12/14	95	13.50	16.50	24.00	40
ONKA-6312	M 10/12/14	120	14.50	18.00	27.00	30
ONKA-6313	M 10/12/16	150	16.50	21.00	29.00	25
ONKA-6314	M 10/12/16	185	18.50	23.00	32.00	20
ONKA-6315	M 10/12/16	240	21.00	26.00	37.00	15
ONKA-6316	M 12/16	300	23.50	28.50	39.00	8

## 90° CABLE LUGS



CODE	METRIC (ø)	SECTION	INT. DIA (d1) mm	EXT. DIA (d2) mm	CABLE L. (A)	PCS/BOX
ONKA-6319	M 5	6	4.00	5.50	9.50	800
ONKA-6320	M 5/6	10	4.50	6.00	11.50	500
ONKA-6321	M 6/8/10	16	5.50	7.50	12.50	300
ONKA-6322	M 8/10	25	7.00	9.50	15.50	200
ONKA-6323	M 8/10	35	8.50	11.00	17.00	150
ONKA-6324	M 10/12	50	10.00	13.00	18.50	80
ONKA-6325	M 10/12	70	11.50	14.50	22.00	60
ONKA-6326	M 10/12/14	95	13.50	16.50	24.00	50
ONKA-6327	M 10/12/14	120	14.50	18.00	27.00	30
ONKA-6328	M 10/12/16	150	16.50	21.00	29.00	25
ONKA-6329	M 10/12/16	185	18.50	23.00	32.00	20
ONKA-6330	M 10/12/16	240	21.00	26.00	37.00	15
ONKA-6331	M 12/16	300	23.50	28.50	39.00	8

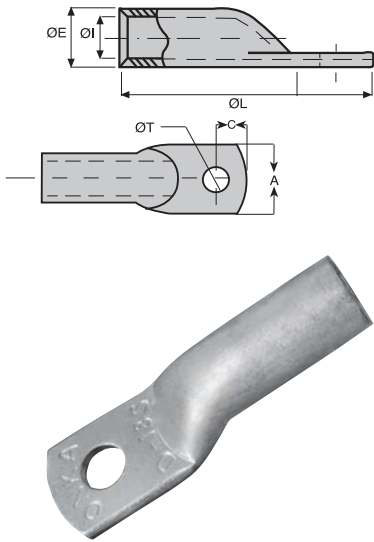
## ALUMINIUM CABLE LUGS



CODE	METRIC (ø)	SECTION	INT. DIA (d1) mm	EXT. DIA (d2) mm	CABLE L. (A)	LENGHT	PCS/BOX
ONKA-6290	M5	16	5.50	10.00	32.00	70.00	120
ONKA-6291	M5	25	7.00	12.00	34.00	75.00	90
ONKA-6292	M6	35	8.00	14.00	40.00	85.00	60
ONKA-6293	M8	50	10.00	16.00	42.00	90.00	50
ONKA-6294	M8	70	11.50	18.00	47.00	100.00	35
ONKA-6295	M10	95	13.50	21.00	50.00	112.00	30
ONKA-6296	M10	120	15.00	23.00	53.00	120.00	25
ONKA-6297	M12	150	16.50	25.00	55.00	128.00	15
ONKA-6298	M12	185	18.50	27.00	58.00	133.00	10
ONKA-6299	M12	240	21.00	30.00	60.00	140.00	8
ONKA-6300	M12	300	23.50	34.00	65.00	165.00	8

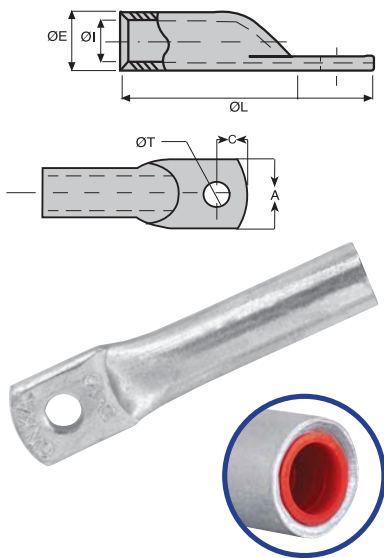


**DIN NORM ALUMINIUM CABLE LUGS**



CODE	REF. NR.	CABLE CROSS SECTION	BOLT	ØE	ØI	L	ØT	A	L1	C	PCS/BOX
<b>ONKA-6122</b>	DSKP-10	10 mm <sup>2</sup>	M6	8	5	50	6.4	9	14	7	300
<b>ONKA-6123</b>	DSKP-16	16 mm <sup>2</sup>	M6	10	6	56	6.4	13	15	7.5	200
<b>ONKA-6124</b>	DSKP-25	25 mm <sup>2</sup>	M8	12	7	62	8.4	16	18	9	100
<b>ONKA-6125</b>	DSKP-35	35 mm <sup>2</sup>	M10	14	8.2	73	10.5	19	20	10	75
<b>ONKA-6126</b>	DSKP-50	50 mm <sup>2</sup>	M10	16	10	80	10.5	22	23	11.5	70
<b>ONKA-6127</b>	DSKP-70	70 mm <sup>2</sup>	M10	18	12	94	10.5	24	25	12.5	40
<b>ONKA-6128</b>	DSKP-95	95 mm <sup>2</sup>	M12	22	13.4	102	13	28	27	13.5	25
<b>ONKA-6129</b>	DSKP-120	120 mm <sup>2</sup>	M12	23	16	112	13	32	32	16	25
<b>ONKA-6130</b>	DSKP-150	150 mm <sup>2</sup>	M14	26	17	114	15	34	35	17.5	15
<b>ONKA-6131</b>	DSKP-185	185 mm <sup>2</sup>	M14	28	18.5	125	15	37	38	19	10
<b>ONKA-6132</b>	DSKP-240	240 mm <sup>2</sup>	M14	32	22	141.5	17	42	40	20	8

**DIN NORM ALUMINIUM CABLE LUGS (WITH COVER & OIL) (TIN PLATED)**

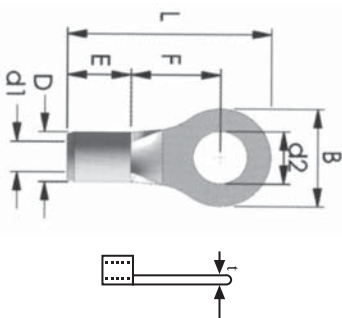


CODE	REF. NR.	CABLE CROSS SECTION	BOLT	ØE	ØI	L	ØT	A	L1	C	PCS/BOX
<b>ONKA-6237</b>	DSKP-10	10 mm <sup>2</sup>	M6	8	5	50	6.4	9	14	7	300
<b>ONKA-6238</b>	DSKP-16	16 mm <sup>2</sup>	M6	10	6	56	6.4	13	15	7.5	200
<b>ONKA-6239</b>	DSKP-25	25 mm <sup>2</sup>	M8	12	7	62	8.4	16	18	9	100
<b>ONKA-6240</b>	DSKP-35	35 mm <sup>2</sup>	M10	14	8.2	73	10.5	19	20	10	75
<b>ONKA-6241</b>	DSKP-50	50 mm <sup>2</sup>	M10	16	10	80	10.5	22	23	11.5	70
<b>ONKA-6242</b>	DSKP-70	70 mm <sup>2</sup>	M10	18	12	94	10.5	24	25	12.5	40
<b>ONKA-6243</b>	DSKP-95	95 mm <sup>2</sup>	M12	22	13.4	102	13	28	27	13.5	25
<b>ONKA-6244</b>	DSKP-120	120 mm <sup>2</sup>	M12	23	16	112	13	32	32	16	25
<b>ONKA-6245</b>	DSKP-150	150 mm <sup>2</sup>	M14	26	17	114	15	34	35	17.5	15
<b>ONKA-6246</b>	DSKP-185	185 mm <sup>2</sup>	M14	28	18.5	125	15	37	38	19	10
<b>ONKA-6247</b>	DSKP-240	240 mm <sup>2</sup>	M14	32	22	141.5	17	42	40	20	8

## WELDED TYPE COPPER CABLE LUGS

## DIN 46234 Standard Copper (Nickel Plated)

CODE	CROSS SECTION	METRIC DIMENSION (d2)	d <sub>1</sub>	l <sub>1</sub>	b	l <sub>2</sub>	d <sub>2</sub>	PCS/BOX
ONKA-102000	0.5 - 1 mm <sup>2</sup>	M2.5	1.6	10.8	6.0	4.8	2.2	1000
ONKA-102002	0.5 - 1 mm <sup>2</sup>	M3	1.6	10.8	6.0	4.8	3.2	1000
ONKA-102004	0.5 - 1 mm <sup>2</sup>	M3.5	1.6	10.8	6.0	4.8	3.7	1000
ONKA-102006	0.5 - 1 mm <sup>2</sup>	M4	1.6	11.8	8.0	4.8	4.3	1000
ONKA-102008	0.5 - 1 mm <sup>2</sup>	M5	1.6	12.8	10.0	4.8	5.3	1000
ONKA-102010	0.5 - 1 mm <sup>2</sup>	M6	1.6	14.8	11.0	4.8	6.5	1000
ONKA-102011	0.5 - 1 mm <sup>2</sup>	M8	1.6	17.0	14.0	4.8	8.4	1000
ONKA-102012	1.5 - 2.5 mm <sup>2</sup>	M3	2.3	10.8	6.0	4.8	3.2	1000
ONKA-102014	1.5 - 2.5 mm <sup>2</sup>	M3.5	2.3	10.8	6.0	4.8	3.7	1000
ONKA-102016	1.5 - 2.5 mm <sup>2</sup>	M4	2.3	11.8	8.0	4.8	4.3	1000
ONKA-102018	1.5 - 2.5 mm <sup>2</sup>	M5	2.3	13.8	10.0	4.8	5.3	1000
ONKA-102020	1.5 - 2.5 mm <sup>2</sup>	M6	2.3	15.8	11.0	4.8	6.5	1000
ONKA-102022	1.5 - 2.5 mm <sup>2</sup>	M8	2.3	16.8	14.0	4.8	8.4	1000
ONKA-102023	1.5 - 2.5 mm <sup>2</sup>	M10	2.3	17.0	15.0	4.8	10.5	1000
ONKA-102024	4 - 6 mm <sup>2</sup>	M4	3.6	14.0	8.0	6.0	4.3	100
ONKA-102026	4 - 6 mm <sup>2</sup>	M5	3.6	15.0	10.0	6.0	5.3	100
ONKA-102028	4 - 6 mm <sup>2</sup>	M6	3.6	16.0	11.0	6.0	6.5	100
ONKA-102030	4 - 6 mm <sup>2</sup>	M8	3.6	19.0	14.0	6.0	8.4	100
ONKA-102032	4 - 6 mm <sup>2</sup>	M10	3.6	21.0	18.0	6.0	10.5	100
ONKA-102033	4 - 6 mm <sup>2</sup>	M12	3.6	21.0	18.0	6.0	13.0	100
ONKA-102034	10 mm <sup>2</sup>	M4	4.5	16.0	10.0	8.0	4.3	100
ONKA-102036	10 mm <sup>2</sup>	M5	4.5	16.0	10.0	8.0	5.3	100
ONKA-102038	10 mm <sup>2</sup>	M6	4.5	17.0	11.0	8.0	6.5	100
ONKA-102040	10 mm <sup>2</sup>	M8	4.5	20.0	14.0	8.0	8.4	100
ONKA-102042	10 mm <sup>2</sup>	M10	4.5	21.0	18.0	8.0	10.5	100
ONKA-102044	10 mm <sup>2</sup>	M12	4.5	23.0	22.0	8.0	13.0	100
ONKA-102046	16 mm <sup>2</sup>	M5	5.8	20.0	11.0	10.0	5.3	100
ONKA-102048	16 mm <sup>2</sup>	M6	5.8	20.0	11.0	10.0	6.5	100
ONKA-102050	16 mm <sup>2</sup>	M8	5.8	22.0	14.0	10.0	8.4	100
ONKA-102052	16 mm <sup>2</sup>	M10	5.8	24.0	18.0	10.0	10.5	100
ONKA-102054	16 mm <sup>2</sup>	M12	5.8	26.0	22.0	10.0	13.0	100
ONKA-102056	25 mm <sup>2</sup>	M5	7.5	25.0	12.0	11.0	5.3	100
ONKA-102058	25 mm <sup>2</sup>	M6	7.5	25.0	12.0	11.0	6.5	100
ONKA-102060	25 mm <sup>2</sup>	M8	7.5	25.0	16.0	11.0	8.4	100
ONKA-102062	25 mm <sup>2</sup>	M10	7.5	26.0	18.0	11.0	10.5	100
ONKA-102064	25 mm <sup>2</sup>	M12	7.5	31.0	22.0	11.0	13.0	100
ONKA-102066	25 mm <sup>2</sup>	M14	7.5	31.0	22.0	11.0	15.0	100
ONKA-102068	25 mm <sup>2</sup>	M16	7.5	35.0	28.0	11.0	17.0	100
ONKA-102070	35 mm <sup>2</sup>	M6	9.0	26.0	15.0	12.0	6.5	100
ONKA-102072	35 mm <sup>2</sup>	M8	9.0	26.0	16.0	12.0	8.4	100
ONKA-102074	35 mm <sup>2</sup>	M10	9.0	27.0	18.0	12.0	10.5	100
ONKA-102076	35 mm <sup>2</sup>	M12	9.0	31.0	22.0	12.0	13.0	100
ONKA-102078	35 mm <sup>2</sup>	M14	9.0	31.0	22.0	12.0	15.0	100
ONKA-102080	35 mm <sup>2</sup>	M16	9.0	35.0	28.0	12.0	17.0	100
ONKA-102082	50 mm <sup>2</sup>	M6	11.0	34.0	18.0	16.0	6.5	100
ONKA-102084	50 mm <sup>2</sup>	M8	11.0	34.0	18.0	16.0	8.4	100
ONKA-102086	50 mm <sup>2</sup>	M10	11.0	34.0	18.0	16.0	10.5	100
ONKA-102088	50 mm <sup>2</sup>	M12	11.0	36.0	22.0	16.0	13.0	100
ONKA-102090	50 mm <sup>2</sup>	M14	11.0	36.0	22.0	16.0	15.0	100
ONKA-102092	50 mm <sup>2</sup>	M16	11.0	40.0	22.0	16.0	17.0	100
ONKA-102093	70 mm <sup>2</sup>	M6	15.0	38.0	22.0	18.0	6.5	100
ONKA-102094	70 mm <sup>2</sup>	M8	15.0	38.0	22.0	18.0	8.4	100
ONKA-102096	70 mm <sup>2</sup>	M10	15.0	38.0	22.0	18.0	10.5	100
ONKA-102098	70 mm <sup>2</sup>	M12	15.0	38.0	22.0	18.0	13.0	100
ONKA-102100	70 mm <sup>2</sup>	M14	15.0	38.0	22.0	18.0	15.0	100
ONKA-102102	70 mm <sup>2</sup>	M16	15.0	42.0	28.0	18.0	17.0	100
ONKA-102103	95 mm <sup>2</sup>	M8	15.0	42.0	24.0	20.0	8.4	100
ONKA-102104	95 mm <sup>2</sup>	M10	15.0	42.0	24.0	20.0	10.5	100
ONKA-102106	95 mm <sup>2</sup>	M12	15.0	42.0	24.0	20.0	13.0	100
ONKA-102108	95 mm <sup>2</sup>	M14	15.0	42.0	24.0	20.0	15.0	100
ONKA-102110	95 mm <sup>2</sup>	M16	15.0	44.0	28.0	20.0	17.0	100
ONKA-102112	120 mm <sup>2</sup>	M8	16.5	44.0	24.0	22.0	8.4	50
ONKA-102114	120 mm <sup>2</sup>	M10	16.5	44.0	24.0	22.0	10.5	50
ONKA-102116	120 mm <sup>2</sup>	M12	16.5	44.0	24.0	22.0	13.0	50
ONKA-102118	120 mm <sup>2</sup>	M14	16.5	44.0	24.0	22.0	15.0	50
ONKA-102120	120 mm <sup>2</sup>	M16	16.5	48.0	28.0	22.0	17.0	50
ONKA-102122	150 mm <sup>2</sup>	M10	19.0	50.0	30.0	24.0	10.5	50
ONKA-102123	150 mm <sup>2</sup>	M12	19.0	50.0	30.0	24.0	13.0	50
ONKA-102124	150 mm <sup>2</sup>	M14	19.0	50.0	30.0	24.0	15.0	50
ONKA-102126	150 mm <sup>2</sup>	M16	19.0	50.0	30.0	24.0	17.0	50
ONKA-102127	185 mm <sup>2</sup>	M10	21.0	50.0	36.0	28.0	10.5	50
ONKA-102128	185 mm <sup>2</sup>	M12	21.0	50.0	36.0	28.0	13.0	50
ONKA-102130	185 mm <sup>2</sup>	M14	21.0	50.0	36.0	28.0	15.0	50
ONKA-102132	185 mm <sup>2</sup>	M16	21.0	50.0	36.0	28.0	17.0	50
ONKA-102133	240 mm <sup>2</sup>	M10	23.5	56.0	38.0	32.0	10.5	50
ONKA-102134	240 mm <sup>2</sup>	M12	23.5	56.0	38.0	32.0	13.0	50
ONKA-102136	240 mm <sup>2</sup>	M14	23.5	56.0	38.0	32.0	15.0	50
ONKA-102138	240 mm <sup>2</sup>	M16	23.5	56.0	38.0	32.0	17.0	50

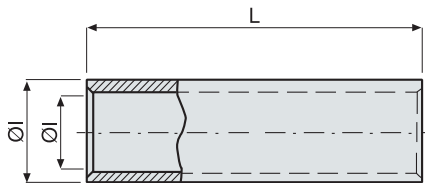


**MINI COPPER BUTT CONNECTORS**



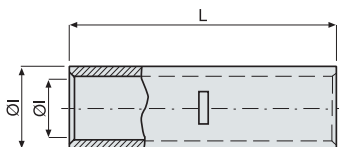
CODE	REF. NR.	CABLE CROSS SECTION	ØE	Ø	L	PCS/BOX
ONKA - 6141	SEM-10	10 mm <sup>2</sup>	6.6	4.7	25	750
ONKA - 6142	SEM-16	16 mm <sup>2</sup>	7.8	5.6	29	500
ONKA - 6143	SEM-25	25 mm <sup>2</sup>	9.5	7.1	40.5	300
ONKA - 6144	SEM-35	35 mm <sup>2</sup>	10.8	8.2	45.5	300
ONKA - 6145	SEM-50	50 mm <sup>2</sup>	13	10	52	150
ONKA - 6146	SEM-70	70 mm <sup>2</sup>	14.7	11.5	56.1	100
ONKA - 6147	SEM-95	95 mm <sup>2</sup>	16.7	13.5	60.3	75
ONKA - 6148	SEM-120	120 mm <sup>2</sup>	18	15.5	64	—
ONKA - 6149	SEM-150	150 mm <sup>2</sup>	20	16.5	71.5	—
ONKA - 6150	SEM-185	185 mm <sup>2</sup>	22	18.5	77.5	—
ONKA - 6151	SEM-240	240 mm <sup>2</sup>	25.5	21.5	83.5	—

**EXTRA STANDARD COPPER BUTT CONNECTORS**



CODE	REF. NR.	CABLE CROSS SECTION	ØE	ØI	L	PCS/BOX
ONKA - 6160	SEM-6	6 mm <sup>2</sup>	5.5	4	31.5	1000
ONKA - 6161	SEM-10	10 mm <sup>2</sup>	6.5	5	31.5	750
ONKA - 6162	SEM-16	16 mm <sup>2</sup>	8	6	34	500
ONKA - 6163	SEM-25	25 mm <sup>2</sup>	9	7	42	400
ONKA - 6164	SEM-35	35 mm <sup>2</sup>	11	8.5	48	250
ONKA - 6165	SEM-50	50 mm <sup>2</sup>	13	10	56	150
ONKA - 6166	SEM-70	70 mm <sup>2</sup>	15	12	59	100
ONKA - 6167	SEM-95	95 mm <sup>2</sup>	17	14	65	75
ONKA - 6168	SEM-120	120 mm <sup>2</sup>	19	15	76	50
ONKA - 6169	SEM-150	150 mm <sup>2</sup>	21	17	82	35
ONKA - 6170	SEM-185	185 mm <sup>2</sup>	23	19	93.5	25
ONKA - 6171	SEM-240	240 mm <sup>2</sup>	25	21	103	20
ONKA - 6172	SEM-300	300 mm <sup>2</sup>	29	24	112	15
ONKA - 6173	SEM-400	400 mm <sup>2</sup>	32	27	129	10

**DIN NORM COPPER BUTT CONNECTORS 46235 TYPE**



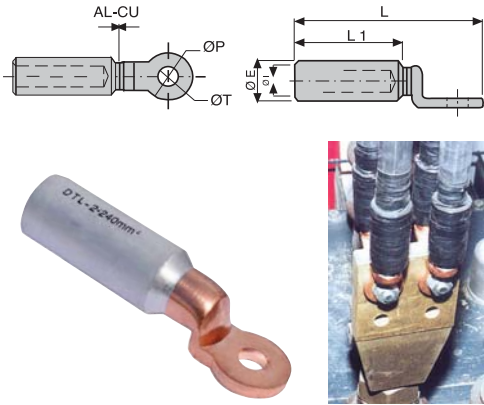
CODE	REF. NR.	CABLE CROSS SECTION	ØE	ØI	L	PCS/BOX
ONKA - 6180	SEM-6	6 mm <sup>2</sup>	6	4	36	500
ONKA - 6181	SEM-10	10 mm <sup>2</sup>	6	5	39	400
ONKA - 6182	SEM-16	16 mm <sup>2</sup>	6.5	5	53	250
ONKA - 6183	SEM-25	25 mm <sup>2</sup>	10	7.5	54	250
ONKA - 6184	SEM-35	35 mm <sup>2</sup>	12.5	8.5	60	100
ONKA - 6185	SEM-50	50 mm <sup>2</sup>	14.5	10	70	100
ONKA - 6186	SEM-70	70 mm <sup>2</sup>	16.5	12	74	50
ONKA - 6187	SEM-95	95 mm <sup>2</sup>	19	13.5	84	50
ONKA - 6188	SEM-120	120 mm <sup>2</sup>	21	15.5	91	50
ONKA - 6189	SEM-150	150 mm <sup>2</sup>	23	17	100	20
ONKA - 6190	SEM-185	185 mm <sup>2</sup>	25.5	18	103	20
ONKA - 6191	SEM-240	240 mm <sup>2</sup>	28	22	113	10
ONKA - 6192	SEM-300	300 mm <sup>2</sup>	32	24.5	122	10
ONKA - 6193	SEM-400	400 mm <sup>2</sup>	38.5	27.5	145	10

**DIN NORM ALUMINIUM COPPER BUTT CONNECTORS**



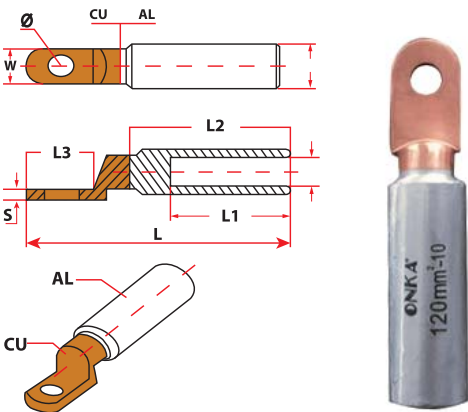
CODE	CABLE CROSS SECTION	PCS/BOX
ONKA - 6270	DEM-10 mm <sup>2</sup>	300
ONKA - 6271	DEM-16 mm <sup>2</sup>	250
ONKA - 6272	DEM-25 mm <sup>2</sup>	150
ONKA - 6273	DEM-35 mm <sup>2</sup>	100
ONKA - 6274	DEM-50 mm <sup>2</sup>	75
ONKA - 6275	DEM-70 mm <sup>2</sup>	40
ONKA - 6276	DEM-95 mm <sup>2</sup>	20
ONKA - 6277	DEM-120 mm <sup>2</sup>	15
ONKA - 6278	DEM-150 mm <sup>2</sup>	8
ONKA - 6279	DEM-185 mm <sup>2</sup>	7
ONKA - 6280	DEM-240 mm <sup>2</sup>	5

**BIMETAL (AL-CU) CABLE LUGS**



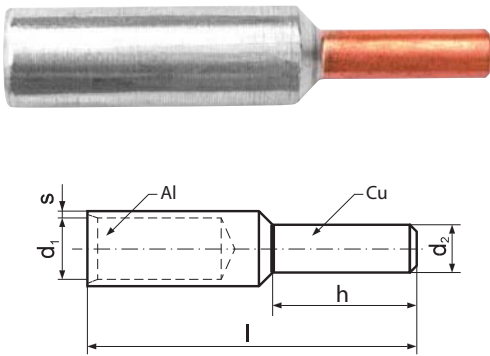
CODE	REF. NR.	CABLE CROSS SECTION	ØE	ØI	L	ØT	L1	PCS/BOX
ONKA-6108	TBF-16	16 mm <sup>2</sup>	20	6,5	84	12,8	46	30
ONKA-6109	TBF-25	25 mm <sup>2</sup>	20	6,5	84	12,8	46	30
ONKA-6110	TBF-35	35 mm <sup>2</sup>	20	8	84	12,8	46	30
ONKA-6111	TBF-50	50 mm <sup>2</sup>	20	9	84	12,8	46	30
ONKA-6112	TBF-70	70 mm <sup>2</sup>	20	11	84	12,8	46	30
ONKA-6113	TBF-95	95 mm <sup>2</sup>	20	12,5	84	12,8	46	30
ONKA-6114	TBF-120	120 mm <sup>2</sup>	25	13,7	107	12,8	62,5	30
ONKA-6115	TBF-150	150 mm <sup>2</sup>	25	15,5	107	12,8	62,5	30
ONKA-6116	TBF-185	185 mm <sup>2</sup>	32	17	117	14,5	64	30
ONKA-6117	TBF-240	240 mm <sup>2</sup>	32	19,5	117	14,5	64	15
ONKA-6118	TBF-300	300 mm <sup>2</sup>	36	23,3	157	16,3	90	15
ONKA-6119	TBF-400	400 mm <sup>2</sup>	36	26	157	16,3	90	10

**BIMETAL (AL-CU) LONG TYPE CABLE LUGS**



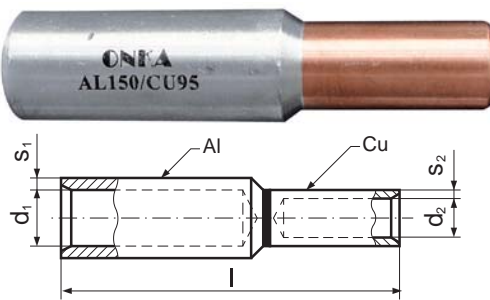
CODE	REF. NR	CABLE CROSS SECTION	D	d	L±1	L1	L2	L3	W	Q	S	PCS/BOX
ONKA - 6510	CAL-M16	16 mm <sup>2</sup>	16	5,5	82	38	50	23	14,0	8,5	3,2	30
ONKA - 6511	CAL-M25	25 mm <sup>2</sup>	16	6,5	82	38	50	23	14,0	8,5	3,2	30
ONKA - 6512	CAL-M35	35 mm <sup>2</sup>	16	8,2	82	38	50	23	14,0	8,5	3,2	30
ONKA - 6513	CAL-M50	50 mm <sup>2</sup>	20	9,7	94	43	55	27	16,0	8,5	5,2	30
ONKA - 6514	CAL-M70	70 mm <sup>2</sup>	20	11	94	43	55	27	16,0	8,5	5,2	30
ONKA - 6515	CAL-M95	95 mm <sup>2</sup>	20	12,5	94	43	55	27	16,0	8,5	5,2	30
ONKA - 6516	CAL-M120	120 mm <sup>2</sup>	25	14,5	120	60	72	32	23,0	10,5	6,5	30
ONKA - 6517	CAL-M150	150 mm <sup>2</sup>	25	16,5	120	60	72	32	23,0	10,5	6,5	30
ONKA - 6518	CAL-M185	185 mm <sup>2</sup>	32	17,5	133	60	73	38	23,0	12,5	8	30
ONKA - 6519	CAL-M240	240 mm <sup>2</sup>	32	19,5	133	60	73	38	29,0	12,5	8	15
ONKA - 6520	CAL-M300	300 mm <sup>2</sup>	34	23	133	61	73	35	29,0	12,5	8,5	-
ONKA - 6521	CAL-M400	400 mm <sup>2</sup>	40	26,2	163	93	105	35	29,0	12,5	10,5	-
ONKA - 6522	CAL-M500	500 mm <sup>2</sup>	40	29	163	93	105	35	29,0	12,5	10,5	-

**ALUMINIUM COPPER BUTT CONNECTORS (PINS)**



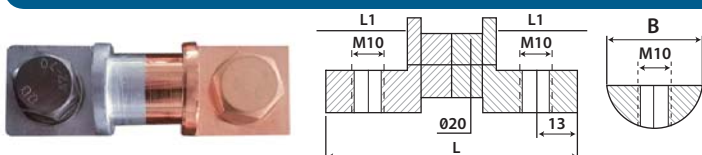
CODE	CABLE CROSS SECTION		ØD1		ØD2		L		PCS/BOX
	Multi Core Cable	Single Core Cable	D1	D2	l	h			
ONKA - 6335	25	35	6.8	6	58	20	1		
ONKA - 6336	35	50	8.0	7	71	22	1		
ONKA - 6337	50	70	9.8	8	74	25	1		
ONKA - 6338	70	95	11.2	10	87	30	1		
ONKA - 6339	95	120	13.2	12	91	33	1		
ONKA - 6340	120	150	14.7	12	97	38	1		
ONKA - 6341	150	185	16.3	12	108	38	1		
ONKA - 6342	185	240	18.3	14	116	44	1		
ONKA - 6343	240	300	21.0	16	128	44	1		
ONKA - 6344	300	-	23.3	18	131	46	1		

**ALUMINIUM COPPER BUTT CONNECTORS**



CODE	AL CABLE SEC.	CU CABLE SEC.	d1	d2	l	PCS/BOX
ONKA - 6351	35 mm <sup>2</sup>	16 mm <sup>2</sup>	8.0	5.5	71.0	1
ONKA - 6352	50 mm <sup>2</sup>	25 mm <sup>2</sup>	9.8	5.5	71.5	1
ONKA - 6353	70 mm <sup>2</sup>	35 mm <sup>2</sup>	11.2	5.5	79.0	1
ONKA - 6354	95 mm <sup>2</sup>	50 mm <sup>2</sup>	13.2	5.5	79.0	1
ONKA - 6355	120 mm <sup>2</sup>	70 mm <sup>2</sup>	14.7	5.5	87.0	1
ONKA - 6356	150 mm <sup>2</sup>	95 mm <sup>2</sup>	16.3	5.5	93.3	1
ONKA - 6357	185 mm <sup>2</sup>	120 mm <sup>2</sup>	18.3	10.0	108.0	1
ONKA - 6358	240 mm <sup>2</sup>	150 mm <sup>2</sup>	21.0	10.0	116.0	1

**KJB TYPE BIMETAL (AL-CU)**



CODE	REF. NR	L (mm)	L1 (mm)	B (mm)	BOLT DIAMETER
ONKA - 6530	KJB-26	80	26	26	M 10
ONKA - 6531	KJB-29	80	26	29	M 10

### U CLAMPS



CODE	CABLE CROSS SECTION	PCS/BOX
ONKA - 7050	U Clamp 6 mm <sup>2</sup>	300
ONKA - 7051	U Clamp 10 mm <sup>2</sup>	250
ONKA - 7052	U Clamp 16 mm <sup>2</sup>	150
ONKA - 7053	U Clamp 25 mm <sup>2</sup>	100
ONKA - 7054	U Clamp 35 mm <sup>2</sup>	75
ONKA - 7055	U Clamp 50 mm <sup>2</sup>	50
ONKA - 7056	U Clamp 70 mm <sup>2</sup>	40
ONKA - 7057	U Clamp 95 mm <sup>2</sup>	30
ONKA - 7058	U Clamp 120 mm <sup>2</sup>	10
ONKA - 7059	U Clamp 150 mm <sup>2</sup>	10
ONKA - 7060	U Clamp Slot	100

### CLAWED CLAMPS



CODE	CABLE CROSS SECTION	PCS/BOX
ONKA - 7070	No. 1 Clawed Clamp 16 mm <sup>2</sup>	500
ONKA - 7071	No. 2 Clawed Clamp 25 mm <sup>2</sup>	250
ONKA - 7072	No. 3 Clawed Clamp 35 mm <sup>2</sup>	100
ONKA - 7073	No. 4 Clawed Clamp 50 mm <sup>2</sup>	100
ONKA - 7074	No. 5 Clawed Clamp 70 mm <sup>2</sup>	100
ONKA - 7075	No. 6-7 Clawed Clamp 120 mm <sup>2</sup>	50

### H CLAMPS



CODE	DESCRIPTIONS	LENGTH (mm)	DIAMETER (mm)	PCS/BOX
ONKA - 7068	H16-25-35-50-70-95-120	30	22	50

### C CLAMPS



CODE	DESCRIPTIONS	LENGTH (mm)	DIAMETER (mm)	PCS/BOX
ONKA - 7061	CK01 16 - 25	18	16	50
ONKA - 7062	CK02 25 - 35	27	20	50
ONKA - 7063	CK03 35 - 50	32	25	50
ONKA - 7064	CK04 50 - 70	41	30	50
ONKA - 7065	CK05 70 - 95	45	35	50
ONKA - 7066	CK06 95 - 120	60	40	50
ONKA - 7067	CK07 120 - 150	65	45	50

## INDOOR TYPE ISOLATOR



CODE	TYPE	METRIC	DESCRIPTION	VOLTAGE (~kV)	PCS/BOX
iRMPS1001	1N0-S	5	<b>Two Ways Plastic Stud Isolator</b> Non- Flame Plastic (V0) Isolator	0.6	500
iRMPS1002	1N1-S	6		0.6	300
iRMPS1003	1NMS-1	8		1	100
iRMPS1004	1NMS-2	10		1	100
iRMPS1013	1NMS-3	8		1	100
iRMPS1014	1NMS-4	10		1	100
iRMPS1005	1N0-K	5	<b>Stud + Acorn Nut Non- Flame Plastic (V0) Isolator</b>	0.6	500
iRMPS1006	1N1-K	6		0.6	300
iRMPS1007	1NMK-3	8		1	100
iRMPS1008	1NMK-2	10		1	100
iRMPS1015	1NMK-5	8		1	100
iRMPS1016	1NMK-6	10		1	100
iRMPS1009	1N0-KK	5	<b>Two Ways Acorn Nut Non- Flame Plastic (V0) Isolator</b>	0.6	500
iRMPS1010	1N1-KK	6		0.6	300
iRMPS1011	1NMK-4	8		1	100
iRMPS1012	1NMK-1	10		1	100
iRMPS1017	1NMK-7	8		1	100
iRMPS1018	1NMK-8	10		1	100

## INTERNAL TYPE LV ISOLATOR (NON-FLAME PLASTIC)



CODE	TYPE	DESCRIPTION	PCS/BOX
iRTPS1001	3x1F/5-10 mm	Non- Flame Plastic (V0) Comb Isolator	30



CODE	TYPE	DESCRIPTION	PCS/BOX
iRTPS1002	3x2F/10 mm	Non- Flame Plastic (V0) Comb Isolator	50



CODE	TYPE	DESCRIPTION	PCS/BOX
iRTPS1003	3x1F+N/5-10 mm	Non- Flame Plastic (V0) Comb Isolator	30

## 1x2F 10 mm COMB ISOLATOR



CODE	TYPE	DESCRIPTION	PCS/BOX
iRTPS1012	1x2F -1x3F/10 m	Non- Flame Plastic (V0) Comb Isolator	100

## 1x4F10 mm COMB ISOLATOR



CODE	TYPE	DESCRIPTION	PCS/BOX
iRTPS1006	1x4F/10 mm	Non- Flame Plastic (V0) Comb Isolator	100

iRTPS1013



## ISOLATOR

CODE	TYPE	DESCRIPTION	PCS/BOX
iRTPS1013	20x3/20x4/30x5/30x10	Panel to Panel Isolators	100
iRTPS1014	20x5/20x10/40x10/50x10	Panel to Panel Isolators	100

**INDOOR TYPE ISOLATOR**

İRTPS1007




İRTPS1008



İRTPS1011




İRTPS1005



İRTPS1009



İRTPS1010



**1x2F 10 mm COMB ISOLATOR**

CODE	TYPE	DESCRIPTION	PCS/BOX
İRTPS1007	1x2F/10 mm	Non- Flame Plastic (V0) Comb Isolator	100

CODE	TYPE	Used Isolator Pcs.	Used Profil Length	PCS/BOX
İRTPS1307	1x2F/10 mm 3 Phase	6	225 mm	1
İRTPS1407	1x2F/10 mm 3 Phase+ N	8	300 mm	1

**1x3F 10 mm COMB ISOLATOR**

CODE	TYPE	DESCRIPTION	PCS/BOX
İRTPS1008	1x3F/10 mm	Non- Flame Plastic (V0) Comb Isolator	100

CODE	TYPE	Used Isolator Pcs.	Used Profil Length	PCS/BOX
İRTPS1308	1x3F/10 mm 3 Phase	6	575 mm	1
İRTPS1408	1x3F/10 mm 3 Phase+ N	8	675 mm	1

**1x3F 5 mm COMB ISOLATOR**

CODE	TYPE	DESCRIPTION	PCS/BOX
İRTPS1011	1x3F/5 mm	Non- Flame Plastic (V0) Comb Isolator	100

CODE	TYPE	Used Isolator Pcs.	Used Profil Length	PCS/BOX
İRTPS1311	1x3F/5 mm 3 Phase	6	225 mm	1
İRTPS1411	1x3F/5 mm 3 Phase+ N	8	300 mm	1

**1x4F 5 mm COMB ISOLATOR**

CODE	TYPE	DESCRIPTION	PCS/BOX
İRTPS1005	1x4F/5 mm	Non- Flame Plastic (V0) Comb Isolator	100

CODE	TYPE	Used Isolator Pcs.	Used Profil Length	PCS/BOX
İRTPS1305	1x4F/5 mm 3 Phase	6	225 mm	1
İRTPS1405	1x4F/5 mm 3 Phase+ N	8	300 mm	1

CODE	TYPE	Used Isolator Pcs.	Used Profil Length	PCS/BOX
İRTPS1306	1x4F/10 mm 3 Phase	6	575 mm	1
İRTPS1406	1x4F/10 mm 3 Phase+ N	8	675 mm	1

**1x4F 10 mm COMB ISOLATOR (Screwed Flat Base)**

CODE	TYPE	DESCRIPTION	PCS/BOX
İRTPS1009	1x4F/10 mm	Non- Flame Plastic (V0) Comb Isolator - Flat Type	100

**1x3F 10 mm COMB ISOLATOR**

CODE	TYPE	DESCRIPTION	PCS/BOX
İRTPS1010	1x3F/10 mm	Non- Flame Plastic (V0) Comb Isolator	100

CODE	TYPE	Used Isolator Pcs.	Used Profil Length	PCS/BOX
İRTPS1310	1x3F/10 mm 3 Phase	6	575 mm	1
İRTPS1410	1x3F/10 mm 3 Phase+ N	8	675 mm	1

## LV SUPPORT ISOLATOR (RAINFORCED)



CODE	TYPE	DESCRIPTIONS	VOLTAGE (~kV)	PCS/BOX
İRMPL1001	1N0-S M5	<b>Two ways Stud Isolator</b> Glass Reinforced Polyamide AG Support Isolator	0.6	500
İRMPL1002	1N1-S M6		0.6	300
İRMPL1003	1NMS-1 M8		1	100
İRMPL1004	1NMS-2 M10		1	100
İRMPL1005	1N-K M5	<b>Stud &amp; Acorn Nut</b> Glass Reinforced Polyamide AG Support Isolator	0.6	500
İRMPL1006	1N1-K M6		0.6	300
İRMPL1007	1NMK-1 M8		1	100
İRMPL1008	1NMK-2 M10		1	100
İRMCE1009	1NO-KK M5	<b>Two ways Acorn Nut</b> Glass Reinforced Polyamide AG Support Isolator	0.6	500
İRMCE1010	1N1-KK M6		0.6	300
İRMCE1011	1NMK-4 M8		1	100
İRMCE1012	1NMK-1 M10		1	100
İRMCE1019	1NMK-5 M8	<b>Two ways Acorn Nut</b> Glass Reinforced Polyamide AG Support Isolator	1	500
İRMCE1020	1NMK-6 M10		1	300
İRMCE1021	1NMK-7 M12		1	100

TYPE	CODE	DESCRIPTIONS	VOLTAGE (~kV)	PCS/BOX
İRMPL1013	1NMD-1	M16 Acorn Nut, Rainforced Support Isolator	3	18

TYPE	CODE	DESCRIPTIONS	VOLTAGE (~kV)	PCS/BOX
İRMPL1014	1NMA-2	M12-16 Acorn Nut Conic, Rainforced Support Isolator	3	18

TYPE	CODE	DESCRIPTIONS	VOLTAGE (~kV)	PCS/BOX
İRMPL1015	1NMC-3	M16 Acorn Nut, Rainforced Support Isolator	3	18

TYPE	CODE	DESCRIPTIONS	VOLTAGE (~kV)	PCS/BOX
İRMPL1016	1N500	M8 Acorn Nut, Rainforced Support Isolator	3	32
İRMPL1017	1N500	M10 Acorn Nut, Rainforced Support Isolator	3	32
İRMPL1018	1N500	M12 Acorn Nut, Rainforced Support Isolator	3	32













## EQUIPOTENTIAL BAR



CODE	DESCRIPTIONS	PCS/BOX
İR-303210	30 x 3 21 cm 5 Hole	1
İR-303250	30 x 3 25 cm 7 Hole	1
İR-303300	30 x 3 30 cm 10 Hole	1
İR-305210	30 x 5 21 cm 5 Hole	1
İR-305300	30 x 5 30 cm 7 Hole	1
İR-305400	30 x 5 40 cm 9 Hole	1
İR-305500	30 x 5 50 cm 12 Hole	1



## LV DREDGE ISOLATORS

	CODE	TYPE	DESCRIPTIONS	VOLTAGE (~kV)	PCS/BOX
	İRTPL1002	3 x 1F/5 - 10 mm L = 193 mm	Rainforced Support Dredge Isolator	5	30
	İRTPL1007	3 x 2F/10 mm L = 285 mm	Rainforced Support Dredge Isolator	5	50
	İRTPL1008	3 x 2F/5 mm L = 285 mm	Rainforced Support Dredge Isolator	5	50
	İRTPL1003	3 x 1FK/5 mm Cu L = 134 mm	Rainforced Support Dredge Isolator	5	50
	İRTPL1004	3 x 1F+N/5 mm L = 134 mm	Rainforced Support Dredge Isolator	5	50
	İRTPL1001	1 x 4F/10 mm L = 134 mm	Rainforced Support Dredge Isolator	5	50
	İRTPL1005	3 x 1F+N/5 - 10 mm L = 230 mm	Rainforced Support Dredge Isolator	5	32
	İRTPL1006	3 x 1FY+N L = 150 mm	Rainforced Support Dredge Isolator	5	26
	İRTPL1009	3 x 2F+N/5 - 10 mm L = 303 mm	Rainforced Support Dredge Isolator	5	50
	İRTPL1010	3 x 3F/5 - 10 mm L = 340 mm	Rainforced Support Dredge Isolator	5	50
	İRTPL1012	3 x 1F/5 - 10 mm L = 193 mm	Rainforced Support Dredge Isolator	-	1
	İRTPL1013	3 x 1F+N, 5-10 mm L = 269 mm	Rainforced Support Dredge Isolator	-	1

## CABLE HANGING ACCESSORIES



CODE	DESCRIPTION	BOX
İR-7001	80 mm Cable Holder Accessories	50

## SIEMENS BELLOWS



CODE	DESCRIPTION	BOX
İRPKT-1050	Bellows / 180 x 64 Siemens	70

## MEDIUM VOLTAGE CABLE BELLOWS



CODE	DESCRIPTION	BOX
İRPKT-1030	Ø100 Plastic Cable Holder	100
İRPKT-1040	Ø66 Plastic Cable Holder	100

## MEDIUM VOLTAGE CABLE HOLDER



CODE	DESCRIPTION	BOX
İRPKT-1020	50 - 70 mm Plastic Cable Holder	100

## FIBER GLASS PLATES



CODE	DESCRIPTIONS	SIZE (mm)		
		Thickness	W	H
İRCET038001200	Fiber Glass Polyester Plate	3	800	1200
İRCET058001200		5	800	1200
İRCET108001200		10	800	1200
İRCET158001000		15	800	1200
İRCET208001200		20	800	1200
İRCET258001000		25	800	1200
İRCET308001000		30	800	1200
İRCET030301200	Fiber Glass Polyester Wedge	3	30	1200
İRCET030401200		3	40	1200
İRCET030501200		3	50	1200
İRCET030601200		3	60	1200
İRCET050301200	Fiber Glass Polyester Wedge	5	30	1200
İRCET050401200		5	40	1200
İRCET050501200		5	50	1200
İRCET050601200		5	60	1200
İRCET100301200	Fiber Glass Polyester Wedge	10	30	1200
İRCET100401200		10	40	1200
İRCET100501200		10	50	1200
İRCET100601200		10	60	1200
İRCET150301200	Fiber Glass Polyester Wedge	15	30	1200
İRCET150401200		15	40	1200
İRCET150501200		15	50	1200
İRCET150601200		15	60	1200
İRCET200301200	Fiber Glass Polyester Wedge	20	30	1200
İRCET200401200		20	40	1200
İRCET200501200		20	50	1200
İRCET200601200		20	60	1200
İRCET250301200	Fiber Glass Polyester Wedge	25	30	1200
İRCET250401200		25	40	1200
İRCET250501200		25	50	1200
İRCET250601200		25	60	1200
İRCET300301200	Fiber Glass Polyester Wedge	30	30	1200
İRCET300401200		30	40	1200
İRCET300501200		30	50	1200
İRCET300601200		30	60	1200

**PANEL PROJECT POCKET**



RAL 7032 CODE	RAL 7035 CODE	RAL 9001 CODE	SIZE	BOX
İRPCB-403	İRPCB-404	İRPCB-405	A4	50
İRPCB-503	İRPCB-504	İRPCB-505	A5	50

**LOW VOLTAGE INSULATORS**

**SK TYPE**



CODE	DESCRIPTIONS	PCS/BOX
ALCE-SK 201706	M6	100
ALCE-SK 252206	M6	100
ALCE-SK 303006	M6	80
ALCE-SK 303008	M8	80
ALCE-SK 353208	M8	100
ALCE-SK 353210	M10	100
ALCE-SK 404008	M8	75
ALCE-SK 404010	M10	75
ALCE-SK 454610	M10	50
ALCE-SK 503608	M8	80
ALCE-SK 503610	M10	80
ALCE-SK 604010	M10	50
ALCE-SK 605012	M12	32
EREN-SK 606010	M10	24
EREN-SK 754610	M10	50

**SR TYPE**



CODE	DESCRIPTIONS	PCS/BOX
ALCE-SR 303006	M6	80
ALCE-SR 303008	M8	80
ALCE-SR 403006	M6	60
ALCE-SR 403008	M8	60
ALCE-SR 404110	M10	27
ALCE-SR 604110	M10	18
ALCE-SR 806012	M12	8

**RD TYPE**



CODE	DESCRIPTIONS	PCS/BOX
ALCE-RD 303006	M6	80
ALCE-RD 303008	M8	80
ALCE-RD 404008	M8	75
ALCE-RD 404010	M10	75
ALCE-RD 404012	M12	75
ALCE-RD 504010	M10	50
ALCE-RD 604010	M10	50

**1NS TYPE**



CODE	DESCRIPTIONS	PCS/BOX
ALCE-1N-S1	M8 Acorn Nut	50
ALCE-1N-S2	M10 Acorn Nut	50
ALCE-1N-S3	M8 Acorn Nut	50
ALCE-1N-S3	M10 Acorn Nut	50
ALCE-1N-S3 1S	M10 Acorn Nut + M10 Stud	75
ALCE-1N-S3 2S	M8 Stud	75
ALCE-1N-S3 2S	M10 Stud	75

**1NG TYPE**



CODE	DESCRIPTIONS	PCS/BOX
ALCE-1N-G	M6 Acorn Nut	500
ALCE-1N-G-S1	M6 Acorn Nut + M6 Stud	500
ALCE-1N-G-2S	M6 Stud	500

**LOW VOLTAGE INSULATORS**



CODE	DESCRIPTIONS	PCS/BOX
ALCE-1N-Y	M8 Acorn Nut	250
ALCE-1N-T	M10 Acorn Nut	50
ALCE-1N-C	M16 Acorn Nut	50
ALCE-1N-K	M16 Acorn Nut	30
ALCE-1N-D	M12 Acorn Nut	30
ALCE-1N-D	M16 Acorn Nut	30

**LOW VOLTAGE DREDGE INSULATORS**





CODE	DESCRIPTIONS	BOX PCS
ALCE-BSB 4X6	4 pcs 1 x 6 mm busbar	20 / 50 T.
ALCE-3X1F	3 pcs 1 x 10 mm busbar 3 pcs 1 x 5 mm busbar	20 / 10 T.
ALCE-3X1F+N	3 pcs 1 x 10 mm busbar 3 pcs 1 x 5 mm busbar & neutral	20 / 10 T.
ALCE-3X2F	3 pcs 2 x 10 mm busbar 3 pcs 2 x 5 mm busbar	20 / 10 T.
ALCE-3X2F+N	3 pcs 2 x 10 mm busbar 3 pcs 2 x 5 mm busbar & neutral	20 / 10 T.
ALCE-3X3F	3 pcs 3 x 10 mm busbar 3 pcs 3 x 5 mm busbar	20 / 10 T.



CODE	DESCRIPTIONS	BOX PCS
ALCE-BT100	3 pcs 2 x 10mm busbar BT 100 3 pcs 3 x 5 mm busbar	20 / 10 T.
ALCE-MBT 4	4 pcs 4 x 5 mm busbar	20 / 10 T.

## PANEL LED LIGHTING



## 220 / 12 VOLTAGE LED PANEL LIGHTING

CODE	PRODUCT NAME (mm <sup>2</sup> )	VOLTAGE	L (mm)	H (mm)	Box Qty.
İR-22025	25 cm Led Panel Lighting	220 Volt	250	23	50
İR-22035	55 cm Led Panel Lighting	220 Volt	350	23	50
İR-22045	45 cm Led Panel Lighting	220 Volt	450	23	50
İR-22055	55 cm Led Panel Lighting	220 Volt	550	23	50
İR-22060	60 cm Led Panel Lighting	220 Volt	600	23	50

Voltage : 110/220 V AC	Power : 5 W	IP : 20
Frequency : 50/60 Hz.	Colour : White	

## 12 VOLTAGE LED PANEL LIGHTING

CODE	PRODUCT NAME (mm <sup>2</sup> )	VOLTAGE	L (mm)	H (mm)	Box Qty.
İR-12025	25 cm Led Panel Lighting	12 Volt	250	23	50
İR-12035	35 cm Led Panel Lighting	12 Volt	350	23	50
İR-12045	45 cm Led Panel Lighting	12 Volt	450	23	50
İR-12055	55 cm Led Panel Lighting	12 Volt	550	23	50
İR-12065	65 cm Led Panel Lighting	12 Volt	650	23	50

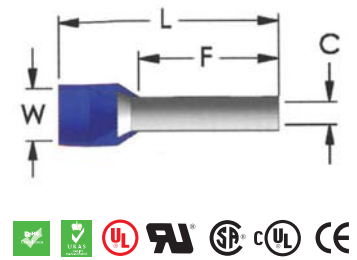
Voltage : 12 V AC	Colour : White
Power : 4 W	IP : 20

## 24 VOLTAGE LED PANEL LIGHTING

CODE	PRODUCT NAME (mm <sup>2</sup> )	VOLTAGE	L (mm)	H (mm)	Box Qty.
İR-24025	25 cm Led Panel Lighting	24 Volt	250	23	50
İR-24035	35 cm Led Panel Lighting	24 Volt	350	23	50
İR-24045	45 cm Led Panel Lighting	24 Volt	450	23	50
İR-24055	55 cm Led Panel Lighting	24 Volt	550	23	50
İR-24065	65 cm Led Panel Lighting	24 Volt	650	23	50

Voltage : 24 V AC	Colour : White
Power : 4 W	IP : 20

## INSULATED CORD AND TERMINAL DIN NORM

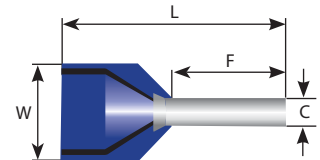


COLOUR CODES		
FRENCH	GERMAN	DIN

CODE	CABLE CROSS SECTION (mm <sup>2</sup> )	F	L	C	W	PCS/BOX
ONKA - 8000	0.14	6.0	10.0	0.70	1.6	1.000
ONKA - 8001	0.14	8.0	12.0	0.70	1.6	1.000
ONKA - 8002	0.25	6.0	10.0	0.75	1.9	1.000
ONKA - 8003	0.25	8.0	12.0	0.75	1.9	1.000
ONKA - 8004	0.34	6.0	10.0	0.80	1.9	1.000
ONKA - 8005	0.34	8.0	12.0	0.80	1.9	1.000
ONKA - 8006	0.50	6.0	12.0	1.00	2.6	1.000
ONKA - 8007	0.50	8.0	14.0	1.00	2.6	1.000
ONKA - 8008	0.50	10.0	16.0	1.00	2.6	1.000
ONKA - 8009	0.75	6.0	12.0	1.20	2.8	1.000
ONKA - 8010	0.75	8.0	14.0	1.20	2.8	1.000
ONKA - 8011	0.75	10.0	16.0	1.20	2.8	1.000
ONKA - 8012	0.75	12.0	18.0	1.20	2.8	1.000
ONKA - 8013	1.00	6.0	12.0	1.40	3.0	1.000
ONKA - 8014	1.00	8.0	14.0	1.40	3.0	1.000
ONKA - 8015	1.00	10.0	16.0	1.40	3.0	1.000
ONKA - 8016	1.00	12.0	18.0	1.40	3.0	1.000
ONKA - 8017	1.50	8.0	14.0	1.70	3.5	500
ONKA - 8018	1.50	10.0	16.0	1.70	3.5	500
ONKA - 8019	1.50	12.0	18.0	1.70	3.5	500
ONKA - 8020	1.50	18.0	24.0	1.70	3.5	500
ONKA - 8021	2.50	8.0	14.0	2.20	4.2	500
ONKA - 8022	2.50	10.0	16.0	2.20	4.2	500
ONKA - 8023	2.50	12.0	18.0	2.20	4.2	500
ONKA - 8024	2.50	18.0	24.0	2.20	4.2	500
ONKA - 8025	4.00	10.0	17.0	2.80	4.8	200
ONKA - 8026	4.00	12.0	20.0	2.80	4.8	200
ONKA - 8027	4.00	18.0	26.0	2.80	4.8	200
ONKA - 8028	6.00	12.0	20.0	3.50	6.3	200
ONKA - 8029	6.00	18.0	26.0	3.50	6.3	200
ONKA - 8030	10	12.0	22.0	4.50	7.6	100
ONKA - 8031	10	18.0	28.0	4.50	7.6	100
ONKA - 8032	16	12.0	24.0	5.80	8.8	75
ONKA - 8033	16	18.0	28.0	5.80	8.8	75
ONKA - 8034	25	16.0	30.0	7.30	11.2	50
ONKA - 8156	25	18.0	32.0	7.30	11.2	50
ONKA - 8035	25	22.0	36.0	7.30	11.2	50
ONKA - 8036	35	16.0	30.0	8.30	12.7	25
ONKA - 8037	35	18.0	32.0	8.30	12.7	25
ONKA - 8038	35	25.0	39.0	8.30	12.7	25
ONKA - 8039	50	20.0	36.0	10.30	15.0	25
ONKA - 8040	50	25.0	40.0	10.30	15.0	25
ONKA - 8041	70	21.0	37.0	13.50	16.0	10
ONKA - 8042	95	25.0	44.0	14.70	18.0	10
ONKA - 8043	120	27.0	48.0	16.70	20.0	10
ONKA - 8044	150	32.0	58.0	19.50	23.0	10



Made of copper (nickel plated)  
According to DIN 46228  
Standart insulated with polyamide,  
working temperature  
-40 °C - 105 °C

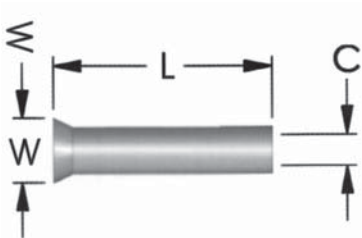


### INSULATED TWIN CORD AND TERMINAL DIN NORM 46228

COLOUR CODES		
FRENCH	GERMAN	DIN

CODE	CABLE CROSS SECTION (mm <sup>2</sup> )	F	L	C	W	PCS/BOX
ONKA - 8161	2 x 0.50	8.0	15.0	1.5	2.5 / 4.7	500
ONKA - 8162	2 x 0.75	8.0	15.0	1.8	2.8 / 5.0	500
ONKA - 8163	2 x 0.75	10.0	17.0	1.8	2.8 / 5.0	500
ONKA - 8164	2 x 1.0	8.0	15.0	2.05	3.4 / 5.4	500
ONKA - 8165	2 x 1.0	10.0	17.0	2.05	3.4 / 5.4	500
ONKA - 8166	2 x 1.5	8.0	16.0	2.3	3.6 / 6.6	500
ONKA - 8167	2 x 1.5	12.0	20.0	2.3	3.6 / 6.6	500
ONKA - 8168	2 x 2.5	10.0	18.5	2.8	4.2 / 7.8	250
ONKA - 8169	2 x 2.5	13.0	21.5	2.8	4.2 / 7.8	250
ONKA - 8170	2 x 4.0	12.0	23.0	3.7	4.9 / 8.8	100
ONKA - 8171	2 x 6.0	14.0	26.0	4.8	6.9 / 10.0	100
ONKA - 8172	2 x 10.0	14.0	26.5	6.4	7.6 / 12.8	50
ONKA - 8173	2 x 16.0	14.0	31.5	8.3	9.6 / 18.6	50


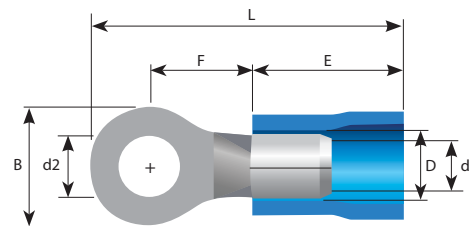
## NON - INSULATED CORD AND TERMINALS DIN 46228



CODE	CABLE CROSS SECTION (mm <sup>2</sup> )	L	C	W	PCS/BOX
ONKA - 8100	0.50	6.0	1.0	2.1	1.000
ONKA - 8101	0.50	8.0	1.0	2.1	1.000
ONKA - 8102	0.50	10.0	1.0	2.1	1.000
ONKA - 8103	0.75	6.0	1.2	2.3	1.000
ONKA - 8104	0.75	8.0	1.2	2.3	1.000
ONKA - 8105	0.75	10.0	1.2	2.3	1.000
ONKA - 8106	1.0	6.0	1.4	2.5	1.000
ONKA - 8107	1.0	8.0	1.4	2.5	1.000
ONKA - 8108	1.0	10.0	1.4	2.5	1.000
ONKA - 8109	1.0	12.0	1.4	2.5	1.000
ONKA - 8110	1.5	7.0	1.7	2.8	1.000
ONKA - 8111	1.5	8.0	1.7	2.8	1.000
ONKA - 8112	1.5	10.0	1.7	2.8	1.000
ONKA - 8113	1.5	12.0	1.7	2.8	1.000
ONKA - 8114	2.5	7.0	2.2	3.4	1.000
ONKA - 8115	2.5	8.0	2.2	3.4	1.000
ONKA - 8116	2.5	10.0	2.2	3.4	1.000
ONKA - 8117	2.5	12.0	2.2	3.4	1.000
ONKA - 8118	4.0	8.0	2.8	4.0	1000
ONKA - 8119	4.0	9.0	2.8	4.0	1000
ONKA - 8120	4.0	10.0	2.8	4.0	1000
ONKA - 8121	4.0	12.0	2.8	4.0	1000
ONKA - 8122	4.0	15.0	2.8	4.0	1000
ONKA - 8123	4.0	18.0	2.8	4.0	1000
ONKA - 8124	6.0	10.0	3.5	4.7	500
ONKA - 8125	6.0	12.0	3.5	4.7	500
ONKA - 8126	6.0	15.0	3.5	4.7	500
ONKA - 8127	6.0	18.0	3.5	4.7	500
ONKA - 8128	10.0	12.0	4.5	5.8	200
ONKA - 8129	10.0	15.0	4.5	5.8	200
ONKA - 8130	10.0	18.0	4.5	5.8	200
ONKA - 8131	16.0	12.0	5.8	7.5	100
ONKA - 8132	16.0	15.0	5.8	7.5	100
ONKA - 8133	16.0	18.0	5.8	7.5	100
ONKA - 8134	25.0	15.0	7.3	9.5	100
ONKA - 8135	25.0	16.0	7.3	9.5	100
ONKA - 8136	25.0	18.0	7.3	9.5	100
ONKA - 8137	25.0	22.0	7.3	9.5	100
ONKA - 8138	35.0	16.0	8.3	11.0	75
ONKA - 8139	35.0	18.0	8.3	11.0	75
ONKA - 8140	35.0	20.0	8.3	11.0	75
ONKA - 8141	35.0	25.0	8.3	11.0	75
ONKA - 8142	50.0	18.0	10.3	13.0	25
ONKA - 8143	50.0	20.0	10.3	13.0	25
ONKA - 8144	50.0	25.0	10.3	13.0	25
ONKA - 8145	70.0	22.0	13.5	15.3	10
ONKA - 8146	70.0	25.0	13.5	15.3	10
ONKA - 8147	70.0	32.0	13.5	15.3	10
ONKA - 8148	95.0	25.0	14.7	16.6	10
ONKA - 8149	95.0	32.0	14.7	16.6	10
ONKA - 8150	120.0	30.0	16.7	18.0	10
ONKA - 8151	120.0	32.0	16.7	18.0	10
ONKA - 8152	120.0	34.0	16.7	18.0	10
ONKA - 8153	150.0	32.0	19.5	21.5	10
ONKA - 8154	150.0	38.0	19.5	21.5	10


Made of copper (nickel plated) according to DIN 46228 standard

## INSULATED RING TYPE TERMINALS




0,5 ~ 1,5 mm<sup>2</sup>  
Cable Cross Section

CODE	METRIC DIMENSION (d2)	B	L	F	E	D	d1	PCS/BOX
ONKA-8045 -R1-3 V	3.2	5.5	16.7	4.0	10.0	4.1	1.7	200
ONKA-8046-R1-3.5 SV	3.7	5.5	16.7	4.0	10.0	4.1	1.7	200
ONKA-8047-R1-3.5 MV	3.7	6.6	19.6	6.3	10.0	4.1	1.7	200
ONKA-8048-R1-3.5 LV	3.7	8.0	21.0	7.0	10.0	4.1	1.7	200
ONKA-8049-R1-4 SV	4.3	6.6	19.6	6.3	10.0	4.1	1.7	200
ONKA-8050-R1-4 LV	4.3	8.0	21.0	7.0	10.0	4.1	1.7	200
ONKA-8051-R1-5 V	5.3	8.0	21.0	7.0	10.0	4.1	1.7	200
ONKA-8052-R1-6 V	6.5	11.6	26.8	11.1	10.0	4.1	1.7	200
ONKA-8053-R1-8 V	8.4	11.6	26.8	11.1	10.0	4.1	1.7	200
ONKA-8054-R1-10 V	10.5	13.6	30.7	13.9	10.0	4.1	1.7	100
ONKA-8055-R1-12 V	13	19.2	35.6	16.0	10.0	4.1	1.7	100




1,5 ~ 2,5 mm<sup>2</sup>  
Cable Cross Section

ONKA-8056-R2-3 V	3.2	6.4	17.5	4.3	10.0	4.5	2.3	200
ONKA-8057-R2-3.5 SV	3.7	6.4	17.5	4.3	10.0	4.5	2.3	200
ONKA-8058-R2-3.5 MV	3.7	6.6	19.5	6.3	10.0	4.5	2.3	200
ONKA-8059-R2-3.5 LV	3.7	8.5	22.0	7.8	10.0	4.5	2.3	200
ONKA-8060-R2-4 SV	4.3	6.6	19.5	6.3	10.0	4.5	2.3	200
ONKA-8086-R2-4 LV	4.3	8.5	22.0	7.8	10.0	4.5	2.3	200
ONKA-8087-R2-5 SV	5.3	8.5	22.0	7.8	10.0	4.5	2.3	200
ONKA-8088-R2-5 LV	5.3	9.5	22.0	7.3	10.0	4.5	2.3	200
ONKA-8089-R2-6 V	6.5	12.0	27.0	11.0	10.0	4.5	2.3	200
ONKA-8090-R2-8 V	8.4	12.0	27.0	11.0	10.0	4.5	2.3	200
ONKA-8091-R2-10 V	10.5	13.6	30.7	13.9	10.0	4.5	2.3	100
ONKA-8092-R2-12 V	13.0	19.2	35.6	16.0	10.0	4.5	2.3	100



4,0 ~ 6,0 mm<sup>2</sup>  
Cable Cross Section

ONKA-8093-R5-4 SV	4.3	7.2	22.0	5.9	12.5	6.5	3.4	75
ONKA-8094-R5-4 LV	4.3	9.5	25.5	8.3	12.5	6.5	3.4	75
ONKA-8095-R5-5 V	5.3	9.5	25.5	8.3	12.5	6.5	3.4	75
ONKA-8096-R5-6 V	6.5	12.0	29.0	10.5	12.5	6.5	3.4	75
ONKA-8097-R5-8 V	8.4	15.0	33.7	13.7	12.5	6.5	3.4	75
ONKA-8098-R5-10 V	10.5	15.0	33.7	13.7	12.5	6.5	3.4	75
ONKA-8099-R5-12 V	13.0	19.2	38.1	16.0	12.5	6.5	3.4	75



8,0 ~ 10,0 mm<sup>2</sup>,  
Cable Cross Section


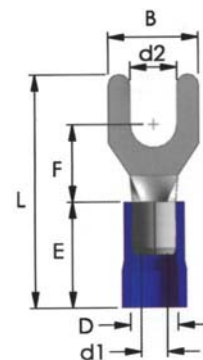
ONKA-8158-R8-4 LV	4.3	12.0	32.5	9.7	17.0	8.0	4.5	50
ONKA-8159-R8-5 MV	5.3	12.0	32.5	9.7	17.0	8.0	4.5	50
ONKA-8160-R8-6 SV	6.7	12.0	32.5	9.7	17.0	8.0	4.5	50
ONKA-8174-R8-5 LV	5.3	15.0	38.0	13.8	17.0	8.0	4.5	50
ONKA-8175-R8-6 LV	6.7	15.0	38.0	13.8	17.0	8.0	4.5	50
ONKA-8176-R8-8 V	8.4	15.0	38.0	13.8	17.0	8.0	4.5	50
ONKA-8177-R8-10 V	10.5	15.0	38.0	13.8	17.0	8.0	4.5	50



## INSULATED FORK TYPE TERMINALS




Made of copper (nickel plated) according to DIN 46237 standard, insulated with PVC. Working temperature 105 °C resistive 600 volts



0,5 ~ 1,5 mm<sup>2</sup>  
Cable Cross Section

CODE	METRIC DIMENSION (d2)	B	L	F	E	D	d1	PCS/BOX
ONKA - 8061-3 V	3.2	5.8	21.0	6.3	10.0	4.1	1.7	200
ONKA - 8062-3.5 SV	3.7	6.4	20.6	6.3	10.0	4.1	1.7	200
ONKA - 8063-3.5 LV	3.7	7.2	21.0	6.3	10.0	4.1	1.7	200
ONKA - 8064-4 SV	4.3	6.4	20.6	6.3	10.0	4.1	1.7	200
ONKA - 8065-4 MV	4.3	7.2	21.0	6.3	10.0	4.1	1.7	200
ONKA - 8066-5 SV	5.3	8.0	21.0	7.0	10.0	4.1	1.7	200
ONKA - 8067-5 LV	5.3	9.5	21.0	7.0	10.0	4.1	1.7	200
ONKA - 8068-6 LV	6.5	12.0	27.2	11.0	10.0	4.1	1.7	200
ONKA - 8069-8 V	8.4	12.0	27.2	11.0	10.0	4.1	1.7	100



1,5 ~ 2,5 mm<sup>2</sup>  
Cable Cross Section

ONKA - 8070-3 V	3.2	5.8	21.0	6.3	10.0	4.5	2.3	200
ONKA - 8071-3.5 MV	3.7	6.4	21.0	6.3	10.0	4.5	2.3	200
ONKA - 8072-4 SV	4.3	6.4	21.0	6.3	10.0	4.5	2.3	200
ONKA - 8073-4 MV	4.3	7.2	21.2	6.5	10.0	4.5	2.3	200
ONKA - 8074-5 LV	5.3	9.5	22.0	7.2	10.0	4.5	2.3	200
ONKA - 8075-6 LV	6.5	12.0	27.2	11.0	10.0	4.5	2.3	200
ONKA - 8076-8 V	8.4	12.0	27.2	11.0	10.0	4.5	2.3	100



4,0 ~ 6,0 mm<sup>2</sup>  
Cable Cross Section

ONKA - 8077-4 SV	4.3	8.5	25.2	7.5	12.5	6.5	3.4	75
ONKA - 8078-4 LV	4.3	9.5	25.2	7.5	12.5	6.5	3.4	75
ONKA - 8079-5 V	5.3	9.5	25.2	7.5	12.5	6.5	3.4	75
ONKA - 8080-6 SV	6.5	9.5	25.2	7.5	12.5	6.5	3.4	75
ONKA - 8081-6 LV	6.5	12.0	31.2	12.0	12.5	6.5	3.4	75
ONKA - 8082-8 V	8.4	13.5	30.0	10.5	12.5	6.5	3.4	75



8.0 ~ 10.0 mm<sup>2</sup>,  
Cable Cross Section

ONKA - 8083-40	4.3	8.2	29.0	8.1	17.0	8.0	4.5	50
ONKA - 8084-50	5.3	9.0	29.0	8.1	17.0	8.0	4.5	50
ONKA - 8085-60	6.5	10.8	30.5	8.6	17.0	8.0	4.5	50

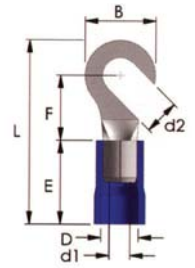
S: Small

S: Medium

S: Large

## HOOK TYPE INSULATED TERMINALS (EXTRA DOUBLE TERMINALED)

Made of brass (tin plated),  
Insulated with PVC,  
Working temperature 75 °C,  
Resistive to 300 volts



0,5 ~ 1,5 mm<sup>2</sup>  
Cable Cross Section



1,5 ~ 2,5 mm<sup>2</sup>  
Cable Cross Section



4,0 ~ 6,0 mm<sup>2</sup>  
Cable Cross Section



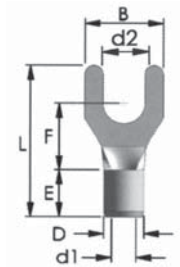
CODE	METRIC DIMENSION (d2)	B	L	F	E	D	d1	PCS/BOX
ONKA - 8290-H1-4V	4.3	8.0	21.0	7.0	10.0	4.1	1.7	100
ONKA - 8291-H1-5V	5.3	8.0	21.0	7.0	10.0	4.1	1.7	100
ONKA - 8292-H1-6V	6.5	11.6	26.8	11.1	10.0	4.1	1.7	100

ONKA - 8293-H2-4V	4.3	8.5	22.0	7.8	10.0	4.5	2.3	100
ONKA - 8294-H2-5V	5.3	9.5	22.0	7.3	10.0	4.5	2.3	100
ONKA - 8295-H2-6V	6.5	12.0	27.0	11.0	10.0	4.5	2.3	100

ONKA - 8296-H5-4V	4.3	9.5	25.5	8.3	12.5	6.5	3.4	50
ONKA - 8297-H5-5V	5.3	9.5	25.0	8.3	12.5	6.5	3.4	50
ONKA - 8298-H5-6V	6.5	12.0	29.0	10.5	12.5	6.5	3.4	50


## NON-INSULATED (WELDED) FORK TYPE TERMINALS

Made of brass (tin plated),  
Insulated with PVC,  
Working temperature 75 °C,  
Resistive to 300 volts



CODE	METRIC DIMENSION (d2)	B	L	F	E	D	d1	PCS/BOX
ONKA - 8301-S1-3 NB	3.2	5.8	16.0	6.3	5.0	3.4	1.7	1.000
ONKA - 8302-S1-4 MNB	4.3	7.2	16.0	6.3	5.0	3.4	1.7	1.000
ONKA - 8303-S1-5 SNB	5.3	8.0	16.0	7.0	5.0	3.4	1.7	1.000
ONKA - 8304-S1-6 SNB	6.5	9.5	16.0	7.0	5.0	3.4	1.7	1.000
ONKA - 8305-S1-8 NB	8.4	12.0	22.2	11.0	5.0	3.4	1.7	1.000
ONKA - 8306-S2-3 NB	3.2	5.8	16.0	6.3	5.0	4.1	2.3	1.000
ONKA - 8307-S2-4 MNB	4.3	7.2	16.2	6.5	5.0	4.1	2.3	1.000
ONKA - 8308-S2-5 SNB	5.3	8.5	17.0	7.3	5.0	4.1	2.3	1.000
ONKA - 8309-S2-6 SNB	6.5	9.5	17.0	7.3	5.0	4.1	2.3	1.000
ONKA - 8310-S2-8 NB	8.4	12.0	22.0	11.0	5.0	4.1	2.3	1.000
ONKA - 8311-S5-4 SNB	4.3	8.5	18.7	7.5	6.0	5.6	3.4	500
ONKA - 8312-S5-5 NB	5.3	9.5	18.7	7.5	6.0	5.6	3.4	500
ONKA - 8313-S5-6 SNB	6.5	9.5	18.7	7.5	6.0	5.6	3.4	500
ONKA - 8314-S5-8 NB	8.4	13.5	23.5	10.5	6.0	5.6	3.4	500
ONKA - 8315-S8-4 NB	4.3	8.2	20.5	8.1	8.5	7.2	4.5	500
ONKA - 8316-S8-5 NB	5.3	9.0	20.5	8.1	8.5	7.2	4.5	500
ONKA - 8317-S8-6 NB	6.5	10.8	22.5	8.6	8.5	7.2	4.5	500

### INSULATED PIN TYPE TERMINALS




CODE	B	L	F	E	D	d1	PCS/BOX
<b>ONKA-8186-PT1-10V</b>	1.9	20.5	10.5	10.0	4.1	1.7	200

<b>ONKA-8187-PT2-10V</b>	1.9	20.5	10.5	10.0	4.5	2.3	200
<b>ONKA-8188-PT2-12V</b>	1.9	22.5	12.5	10.0	4.5	2.3	200
<b>ONKA-8189-PT2-18V</b>	1.9	28.5	18.5	10.0	4.5	2.3	200

<b>ONKA-8190-PT5-13V</b>	2.8	26.2	13.7	12.5	6.5	3.4	100
--------------------------	-----	------	------	------	-----	-----	-----

Made of copper (Tin Plated), insulated with PVC, working temperature 75 °C, resistive to 600 volts

### INSULATED BLADE TYPE TERMINALS



Made of copper (tin plated) insulated with NYLON, working temperature 105 °C resistive to 600 volts


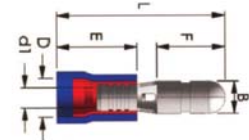


CODE	B	L	F	E	D	d1	PCS/BOX
<b>ONKA-8191-BT1-10A</b>	2.4	21.5	10.5	11.0	4.1	1.7	100
<b>ONKA-8192-BT1-14A</b>	3.0	22.0	11.0	11.0	4.1	1.7	100
<b>ONKA-8193-BT1-18A</b>	3.0	25.0	14.0	11.0	4.1	1.7	100

<b>ONKA-8194-BT2-9A</b>	2.8	20.0	9.0	11.0	4.5	2.3	100
<b>ONKA-8195-BT2-18A</b>	2.4	29.0	18.0	11.0	4.5	2.3	100

<b>ONKA-8196-PT5-13V</b>	3.0	31.0	18.0	13.0	6.5	3.4	100
--------------------------	-----	------	------	------	-----	-----	-----

### INSULATED BULLET MALE TYPE TERMINALS



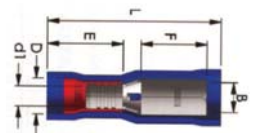
CODE	B	L	F	E	D	d1	PCS/BOX
<b>ONKA-8200-BD1-4VD</b>	4.0	8.5	21.0	10.0	4.3	1.7	100

<b>ONKA-8201-BD2-4VD</b>	4.0	8.5	21.0	10.0	4.3	2.3	100
<b>ONKA-8202-BD2-5VD</b>	5.0	8.5	21.0	10.0	5.0	2.3	100

<b>ONKA-8203-BD5-5VD</b>	5.0	8.5	23.5	13.0	6.5	3.4	100
--------------------------	-----	-----	------	------	-----	-----	-----

Made of copper (Tin Plated), insulated with PVC, working temperature 75 °C, resistive to 300 volts

### INSULATED BULLET FEMALE TYPE TERMINALS



CODE	B	L	F	E	D	d1	PCS/BOX
<b>ONKA-8210-RE1-4VFD</b>	4.0	9.0	23.5	11.0	4.3	1.7	100

<b>ONKA-8211-RE2-4VFD</b>	4.0	9.0	23.5	11.0	5.0	2.3	100
<b>ONKA-8212-RE2-5VFD</b>	5.0	9.0	23.5	11.0	5.0	2.3	100

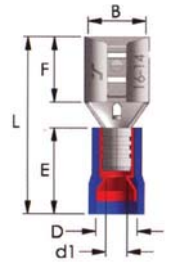
<b>ONKA-8213-RE5-5VFD</b>	5.0	9.0	25.0	13.0	6.5	3.4	100
---------------------------	-----	-----	------	------	-----	-----	-----

Made of copper (Tin Plated), insulated with PVC, working temperature 75 °C, resistive to 300 volts

## INSULATED FATSON FEMALE TYPE TERMINALS (EXTRA DOUBLE TERMINALED)



Made of brass (tin plated),  
Insulated with PVC,  
Working temperature 75 °C,  
Resistive to 300 volts



0,5 ~ 1,5 mm<sup>2</sup>  
Cable Cross Section



1,5 ~ 2,5 mm<sup>2</sup>  
Cable Cross Section



4,0 ~ 6,0 mm<sup>2</sup>  
Cable Cross Section

CODE	SOCKET WIDTH	B	F	L	E	D	d1	PCS/BOX
ONKA - 8230-F1-2.8 VD/5	0.5 x 2.8	3.2	6.4	18.5	10.0	4.3	1.7	200
ONKA - 8231-F1-2.8 VD/8	0.8 x 2.8	3.2	6.4	18.5	10.0	4.3	1.7	200
ONKA - 8232-F1-4.8 VD/5	0.5 x 4.8	5.0	6.5	19.0	10.0	4.3	1.7	200
ONKA - 8233-F1-4.8 VD/8	0.8 x 4.8	5.0	6.5	19.0	10.0	4.3	1.7	200
ONKA - 8234-F1-6.4 VD	0.8 x 6.4	6.6	7.9	21.0	10.0	4.3	1.7	200
ONKA - 8235-F1-8 VD	0.8 x 8.0	8.4	10.0	24.0	10.0	4.3	1.7	200

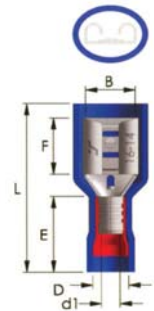
ONKA - 8236-F2-2.8 VD/5	0.5 x 2.8	3.2	6.4	18.5	10.0	5.0	2.3	150
ONKA - 8237-F2-2.8 VD/8	0.8 x 2.8	3.2	6.4	18.5	10.0	5.0	2.3	150
ONKA - 8238-F2-4.8 VD/5	0.5 x 4.8	5.0	6.5	19.0	10.0	5.0	2.3	150
ONKA - 8239-F2-4.8 VD/8	0.8 x 4.8	5.0	6.5	19.0	10.0	5.0	2.3	150
ONKA - 8240-F2-6.4 VD	0.8 x 6.4	6.6	7.9	21.0	10.0	5.0	2.3	150
ONKA - 8241-F2-8 VD	0.8 x 8.0	8.4	10.0	24.0	10.0	5.0	2.3	150
ONKA - 8242-F2-9.5 VD	1.2 x 9.5	9.5	12.5	29.0	10.0	5.0	2.3	150

ONKA - 8243-F5-6.4 VD	0.8 x 6.4	6.6	7.9	23.5	12.5	6.5	3.4	100
ONKA - 8244-F5-9.5VD	1.2 x 9.5	9.9	12.5	28.5	12.5	6.5	3.4	100

## FULL INSULATED FATSON FEMALE TERMINALS (EXTRA DOUBLE TERMINALED)



Made of brass (tin plated),  
Insulated with PVC,  
Working temperature 75 °C,  
Resistive to 300 volts



0,5 ~ 1,5 mm<sup>2</sup>  
Cable Cross Section



1,5 ~ 2,5 mm<sup>2</sup>  
Cable Cross Section




4,0 ~ 6,0 mm<sup>2</sup>  
Cable Cross Section


CODE	SOCKET WIDTH	B	F	L	E	D	d1	PCS/BOX
ONKA - 8250-F1-2.8 VFD-5	0.5 x 2.8	3.2	6.4	19.0	10.0	4.3	1.7	200
ONKA - 8251-F1-2.8 VFD-8	0.8 x 2.8	3.2	6.4	19.0	10.0	4.3	1.7	200
ONKA - 8252-F1-4.8 VFD-5	0.5 x 4.8	5.0	6.5	20.0	10.0	4.3	1.7	200
ONKA - 8253-F1-4.8 VFD-8	0.8 x 4.8	5.0	6.5	20.0	10.0	4.3	1.7	200
ONKA - 8254-F1-6.4 VFD	0.8 x 6.4	6.6	7.9	22.0	10.0	4.3	1.7	100

ONKA - 8255-F2-2.8 VFD-5	0.5 x 2.8	3.2	6.4	19.0	10.0	5.0	2.3	100
ONKA - 8256-F2-2.8 VFD-5	0.8 x 2.8	3.2	6.4	19.0	10.0	5.0	2.3	100
ONKA - 8257-F2-4.8 VFD-5	0.5 x 4.8	5.0	6.5	20.0	10.0	5.0	2.3	100
ONKA - 8258-F2-4.8 VFD-5	0.8 x 4.8	5.0	6.5	20.0	10.0	5.0	2.3	100
ONKA - 8259-F2-6.4 VFD	0.8 x 6.4	6.6	7.9	22.0	10.0	5.0	2.3	100

ONKA - 8260-F5-6.4 VFD	0.8 x 6.4	6.6	7.9	25.0	13.0	6.5	3.4	75
------------------------	-----------	-----	-----	------	------	-----	-----	----



### MONOBLOCK DISTRIBUTION UNITS



Colour Code			
<span style="color: yellow;">■</span>	- Y	<span style="color: blue;">■</span>	- B
<span style="color: green;">■</span>	- G	<span style="color: yellow;">■</span>	- YG
<span style="color: red;">■</span>	- R	<span style="color: grey;">■</span>	- LG

CODE	DESCRIPTIONS	PCS/BOX
<b>XK2-35 / 10 x 4</b>	125 A, Input 35 mm <sup>2</sup> - Output : 4 x 10 mm <sup>2</sup>	20
<b>XK2-35 / 4 x 9</b>	125 A, Input 35 mm <sup>2</sup> - Output : 9 x 4 mm <sup>2</sup>	20
<b>XK2-35 x 2 / 16 x 4</b>	125 A, Input 2 x 35mm <sup>2</sup> - Output : 4x 16 mm <sup>2</sup>	12
<b>XK2-50 / 10 x 6</b>	150 A, Input 50 mm <sup>2</sup> - Output : 6 x 10 mm <sup>2</sup>	12
<b>XK2-50 / 16 x 4</b>	150 A, Input 50 mm <sup>2</sup> - Output : 4 x 16 mm <sup>2</sup>	12
<b>XK2-70 / 6 x 12</b>	192 A, Input 70 mm <sup>2</sup> - Output : 12 x 6 mm <sup>2</sup>	10
<b>XK2-70 / 10 x 8</b>	192 A, Input 70 mm <sup>2</sup> - Output : 8 x 10 mm <sup>2</sup>	10
<b>XK2-70 x 2 / 10 x 8</b>	192 A, Input 2 x 70 mm <sup>2</sup> - Output : 8 x 10 mm <sup>2</sup>	10
<b>XK2-70 / 16 x 6</b>	192 A, Input 70 mm <sup>2</sup> - Output : 6 x 16 mm <sup>2</sup>	10
<b>XK2-95 / 25 x 4</b>	232A, Input 95 mm <sup>2</sup> - Output : 4 x 25 mm <sup>2</sup>	10
<b>XK2-120 / 16 x 8</b>	232 A, Input 120 mm <sup>2</sup> - Output : 8 x 16 mm <sup>2</sup>	10
<b>XK2-120B / 16 x 8</b>	(Bridgeable) 232 A, Output 120 mm <sup>2</sup> - Output : 8 x 16 mm <sup>2</sup>	10
<b>XK2-185/35 x 8</b>	353 A, Giriş 185 mm <sup>2</sup> - Output : 8 x 35 mm <sup>2</sup>	10
<b>XK2-185B / 35 x 8</b>	(Bridgeable) 353 A, Input 185 mm <sup>2</sup> - Output : 8 x 35 mm <sup>2</sup>	10
<b>XK2-185 x 2 / 35 x 8</b>	353 A, Input 2 x 185 mm <sup>2</sup> - Output : 8 x 35 mm <sup>2</sup>	10
<b>XK2-300 / 50 x 6</b>	630 A, Input 300 mm <sup>2</sup> - Output : 6 x 50 mm <sup>2</sup>	10
<b>XK2S-25 / 10 x 2 + 4 x 2</b>	100 A, 25 mm <sup>2</sup> Flat Pin, Output : 2 x 4 mm <sup>2</sup> , 2 x 10 mm <sup>2</sup>	40
<b>XK2S-35 / 10 x 2 + 4 x 2</b>	125 A, 35 mm <sup>2</sup> M6 Drilled Pin, Output : 2 x 4 mm <sup>2</sup> , 2 x 10 mm <sup>2</sup>	40
<b>XK2S-25 / 4 x 9</b>	100 A, 25 mm <sup>2</sup> Flat Pin, Output : 9 x 4 mm <sup>2</sup>	40
<b>XK2S-35 / 4 x 9</b>	125 A, 35 mm <sup>2</sup> M6 Drilled Pin, Output : 9 x 4 mm <sup>2</sup>	40
<b>XK2S-70 / 16 x 4</b>	192 A, 70 mm <sup>2</sup> M8 Drilled Pin, Output : 4 x 16 mm <sup>2</sup>	25
<b>XK2S-70 / 10 x 6</b>	192 A, 70 mm <sup>2</sup> M8 Drilled Pin, Output : 6 x 10 mm <sup>2</sup>	25
<b>XK2S-95 / 6 x 12</b>	232 A, 95 mm <sup>2</sup> M10 Drilled Pin, Output : 12 x 6 mm <sup>2</sup>	20
<b>XK2S-95 / 10x8</b>	232 A, 95 mm <sup>2</sup> M10 Drilled Pin, Output : 8 x 10 mm <sup>2</sup>	20
<b>XK2S-95 / 16 x 6</b>	232 A, 95mm <sup>2</sup> M10 Drilled Pin, Output : 6 x 16 mm <sup>2</sup>	20
<b>XK2S-95 / 25 x 4</b>	232 A, 95 mm <sup>2</sup> M10 Drilled Pin, Output : 4 x 25 mm <sup>2</sup>	20
<b>XK2S-120 / 16 x 8</b>	269 A, 120 mm <sup>2</sup> M12 Drilled Pin, Output : 8 x 16 mm <sup>2</sup>	15
<b>XK2S-120 / 35 x 4</b>	269 A, 120 mm <sup>2</sup> M12 Drilled Pin, Output : 4 x 35 mm <sup>2</sup>	15



## MONOBLOCK DISTRIBUTION UNITS



CODE	DESCRIPTIONS	PCS/BOX
<b>FTG-38049</b>	<b>80 A</b> , Input: 1 x 2,5-16 mm <sup>2</sup> Output: 4 x 2,5 - 6 mm <sup>2</sup> 2 x 2,5 - 16 mm <sup>2</sup>	1
<b>FTG-38049 PE</b>	<b>80 A Green</b> Input: 1 x 2,5 - 16 mm <sup>2</sup> Output: 2 x 2,5 - 6 mm <sup>2</sup> 2 x 2,5 - 16 mm <sup>2</sup>	1
<b>FTG-38049 N</b>	<b>80 A Blue</b> Input: 1 x 2,5 - 16 mm <sup>2</sup> Output: 2 x 2,5 - 6 mm <sup>2</sup> 2 x 2,5 - 16 mm <sup>2</sup>	1
<b>FTG-38041</b>	<b>125 A</b> , Input: 1 x 10-35 mm <sup>2</sup> Output: 1 x 2,5 - 16 mm <sup>2</sup> 6 x 2,5 - 16 mm <sup>2</sup>	1
<b>FTG-38041 PE</b>	<b>125 A</b> , Input: 1 x 10-35 mm <sup>2</sup> Output: 1 x 2,5 - 16 mm <sup>2</sup> 6 x 2,5 - 16 mm <sup>2</sup>	1
<b>FTG-38041 N</b>	<b>125 A</b> , Input: 1 x 10-35 mm <sup>2</sup> Output: 1 x 2,5 - 16 mm <sup>2</sup> 6 x 2,5 - 16 mm <sup>2</sup>	1
<b>FTG-38032</b>	<b>160 A</b> , Input: 1 x 10-70 mm <sup>2</sup> Output: 6 x 2,5 - 16 mm <sup>2</sup> 5 x 15 mm <sup>2</sup> Copper Busbar Connection	1
<b>FTG-38074</b>	<b>175 A</b> , Input: 1 x 16-70 mm <sup>2</sup> Output: 10 x 2,5 - 16 mm <sup>2</sup>	1
<b>FTG-38074 N</b>	<b>175 A Blue</b> Input: 1 x 16 - 70 mm <sup>2</sup> Output: 10 x 2,5 - 16 mm <sup>2</sup>	1
<b>FTG-38020</b>	<b>250 A</b> Input: 1 x 35 - 120 mm <sup>2</sup> Output: 2 x 6 - 35 mm <sup>2</sup> 5 x 1,5 - 16 mm <sup>2</sup> 4x1,5-10 mm <sup>2</sup>	1
<b>FTG-38019</b>	<b>400 A</b> , Input: 1x95-185 mm <sup>2</sup> Output: 2 x 6 - 35 mm <sup>2</sup> 5 x 1,5 - 16 mm <sup>2</sup> 4 x 1,5 - 10 mm <sup>2</sup>	1



CODE	DESCRIPTIONS	PCS/BOX
<b>FTG-38404</b>	<b>400 A</b> Input: 1 x 95 - 240 mm <sup>2</sup> Output: 2 x 50 - 120 mm <sup>2</sup>	1
<b>FTG-38404N</b>	<b>400 A</b> Input: 1 x 95 - 240 mm <sup>2</sup> Output: 2 x 50 - 120 mm <sup>2</sup>	1
<b>FTG-38404PE</b>	<b>400 A</b> Input: 1 x 95 - 240 mm <sup>2</sup> Output: 2 x 50 - 120 mm <sup>2</sup>	1
<b>FTG-38404R</b>	<b>400 A</b> Input: 1 x 95 - 240 mm <sup>2</sup> Output: 2 x 50 - 120 mm <sup>2</sup>	1
<b>FTG-38403</b>	<b>400 A</b> Input: 1 x 95 - 240 mm <sup>2</sup> Output: 6 x 10 - 50 mm <sup>2</sup>	1
<b>FTG-38403N</b>	<b>400 A</b> Input: 1 x 95 - 240 mm <sup>2</sup> Output: 6 x 10 - 50 mm <sup>2</sup>	1
<b>FTG-38403PE</b>	<b>400 A</b> Input: 1 x 95 - 240 mm <sup>2</sup> Output: 6 x 10 - 50 mm <sup>2</sup>	1
<b>FTG-38403R</b>	<b>400 A</b> Input: 1 x 95 - 240 mm <sup>2</sup> Output: 6 x 10 - 50 mm <sup>2</sup>	1
<b>FTG-38402</b>	<b>400 A</b> Input: 1 x 250 mm <sup>2</sup> Output: 2 x 50 - 120 mm <sup>2</sup>	1
<b>FTG-38401</b>	<b>400 A</b> Input: 1 x 250 mm <sup>2</sup> Output: 6 x 10 - 50 mm <sup>2</sup>	1
<b>FTG-38062</b>	<b>800 A</b> One input, two output Busbar Input 1 x 35-300 mm <sup>2</sup> Output 2 x 35-300 mm <sup>2</sup>	1
<b>FTG-38063</b>	<b>800 A</b> Two input, two output Input 2 x 35-300 mm <sup>2</sup> Output 2 x 35-300 mm <sup>2</sup>	1



## 3 POLE MONOBLOCK DISTRIBUTION UNITS



CODE	DESCRIPTIONS	PCS/BOX
<b>FTG-38056</b>	<b>125 A</b> , (3 Phase + Notral ) Input: 1 x 10 - 35 mm <sup>2</sup> Output: 5 x 1,5 - 6, 2 x 2,5 - 16 mm <sup>2</sup>	1
<b>FTG-38075</b>	<b>125 A</b> , (3 Phase) Input: 1 x 10 - 35 mm <sup>2</sup> Output: 6 x 2,5 - 16 mm <sup>2</sup>	1
<b>FTG-38073</b>	<b>175 A</b> (3 Phase) Input: 1 x 16 - 70 mm <sup>2</sup> Output: 6 x 2,5 - 16 mm <sup>2</sup>	1

### MONOBLOCK DISTRIBUTION UNITS



CODE	DESCRIPTIONS	PCS/BOX
<b>FTG-KS741</b>	2 x 25 mm <sup>2</sup> - 14 x 4 mm <sup>2</sup> 76A / 690V / Grey	10
<b>FTG-KS741N</b>	2 x 25 mm <sup>2</sup> - 14 x 4 mm <sup>2</sup> 76A / 690V / Blue	10
<b>FTG-KS741PE</b>	2 x 25 mm <sup>2</sup> - 14 x 4 mm <sup>2</sup> 76A / 690V / Green	10
<b>FTG-KS741NPE</b>	1 x 16 mm <sup>2</sup> - 7 x 4 mm <sup>2</sup> 76A / 690V / Blue Green	10
<b>FTG-KS741NN</b>	1 x 16 mm <sup>2</sup> - 7 x 4 mm <sup>2</sup> 76A / 690V / Blue	10
<b>FTG-KS741RN</b>	1 x 16 mm <sup>2</sup> - 7 x 4 mm <sup>2</sup> 76A / 690V / Red Blue	10

### MONOBLOCK DISTRIBUTION UNITS



CODE	DESCRIPTIONS	INPUT OUTPUT	CABLE SECTION	CURRENT	PCS/BOX
<b>FTG-KVIAC11150G</b>	2 x Al/Cu, 25 x 150 mm <sup>2</sup> Grey	1/1	25 - 150 mm <sup>2</sup>	315/250	20
<b>FTG-KVIAC11150B</b>	2 x Al/Cu, 25 x 150 mm <sup>2</sup> Blue	1/1	25 - 150 mm <sup>2</sup>	315/250	10
<b>FTG-KVIAC11150YG</b>	2 x Al/Cu, 25 x 150 mm <sup>2</sup> Yellow / Green	1/1	25 - 150 mm <sup>2</sup>	315/250	10
<b>FTG-KVIAC11240G</b>	2 x Al/Cu, 35 x 240 mm <sup>2</sup> Grey	1/1	35 - 240 mm <sup>2</sup>	400/315	10
<b>FTG-KVIAC11240B</b>	2 x Al/Cu, 35 x 240 mm <sup>2</sup> Yellow / Blue	1/1	35 - 240 mm <sup>2</sup>	400/315	3
<b>FTG-KVIAC11240YG</b>	2 x Al/Cu, 35 x 240 mm <sup>2</sup> Yellow / Green	1/1	35 - 240 mm <sup>2</sup>	400/315	3
<b>FTG-KVIAC12150G</b>	2 x 315 A 2 Input, 2 Output, 2 x 25-150 mm <sup>2</sup>	2/2	25 - 150 mm <sup>2</sup>	315/315	1
<b>FTG-KVIAC12240G</b>	2 x 400 A, 2 Input, 2 Output, 2 x 35 - 240 mm <sup>2</sup>	2/2	35 - 240 mm <sup>2</sup>	400/400	1

### 3 INPUT 3 OUTPUT DISTRIBUTION UNIT





CODE	DESCRIPTIONS	INPUT OUTPUT	CABLE SECTION	CURRENT	PCS/BOX
<b>FTG-KVIAC31050G</b>	6 x Al/Cu, 1.5 - 50 mm <sup>2</sup> Grey	3 x 1 / 3 x 1	2.5 - 50 mm <sup>2</sup>	3 x 160 / 125	20

### 2 INPUT 2 OUTPUT DISTRIBUTION UNIT





CODE	DESCRIPTIONS	INPUT OUTPUT	CABLE SECTION	CURRENT	PCS/BOX
<b>FTG-KVIAC12050G</b>	4 x Al/Cu, 2.5 - 50 mm <sup>2</sup> Grey	2 / 2	2.5 - 50 mm <sup>2</sup>	2 x 160 / 125	15
<b>FTG-KVIAC12050B</b>	4 x Al/Cu, 2.5 - 50 mm <sup>2</sup> Blue	2 / 2	2.5 - 50 mm <sup>2</sup>	2 x 160 / 125	15
<b>FTG-KVIAC12050YG</b>	4 x Al/Cu, 2.5 - 50 mm <sup>2</sup> Yellow / Green	2 / 2	2.5 - 50 mm <sup>2</sup>	2 x 160 / 125	15
<b>FTG-KVIAC12095G</b>	4 x Al/Cu, 6 - 95 mm <sup>2</sup> Grey	2 / 2	6 - 95 mm <sup>2</sup>	2 x 250 / 200	30
<b>FTG-KVIAC12095B</b>	4 x Al/Cu, 6 - 95 mm <sup>2</sup> Blue	2 / 2	6 - 95 mm <sup>2</sup>	2 x 250 / 200	15
<b>FTG-KVIAC12095YG</b>	4 x Al/Cu, 6 - 95 mm <sup>2</sup> Yellow / Green	2 / 2	6 - 95 mm <sup>2</sup>	2 x 250 / 200	15

## MONOBLOCK DISTRIBUTION UNITS



CODE	DESCRIPTIONS	INPUT OUTPUT	CABLE SECTION	CURRENT	PCS/BOX
FTG-KVIAC12150G	4 x Al/Cu, 25 - 150 mm <sup>2</sup> Grey	1/1	25 - 150 mm <sup>2</sup>	2 x 315 / 250	10
FTG-KVIAC12150B	4 x Al/Cu, 25 - 150 mm <sup>2</sup> Blue	2 / 2	25 - 150 mm <sup>2</sup>	2 x 315 / 250	5
FTG-KVIAC12150YG	4 x Al/Cu, 25 - 150 mm <sup>2</sup> Yellow / Green	2 / 2	25 - 150 mm <sup>2</sup>	2 x 315 / 250	5
FTG-KVIAC12240G	4 x Al/Cu, 35 - 240 mm <sup>2</sup> Grey	2 / 2	35 - 240 mm <sup>2</sup>	2 x 400 / 315	6
FTG-KVIAC12240B	4 x Al/Cu, 35 - 240 mm <sup>2</sup> Blue	2 / 2	35 - 240 mm <sup>2</sup>	2 x 400 / 315	3
FTG-KVIAC12240YG	4 x Al/Cu, 35 - 240 mm <sup>2</sup> Yellow / Green	2 / 2	35 - 240 mm <sup>2</sup>	2 x 400 / 315	3
FTG-KVIAC12035G	4 x Al/Cu, 2.5 x 35 mm <sup>2</sup> Grey	2 / 2	6 - 35 mm <sup>2</sup>	2 x 125 / 100	30
FTG-KVIAC12035B	4 x Al/Cu, 2.5 x 35 mm <sup>2</sup> Blue	2 / 2	6 - 35 mm <sup>2</sup>	2 x 125 / 100	15
FTG-KVIAC12035YG	4 x Al/Cu, 2.5 x 35 mm <sup>2</sup> Yellow / Green	2 / 2	6 - 35 mm <sup>2</sup>	2 x 125 / 100	15
FTG-KVIAC14016G	4 x Al/Cu, 2.5 x 16 mm <sup>2</sup> Grey	4 x Flexibel	2.5 - 16 mm <sup>2</sup>	200 / 160	30
FTG-KVIAC14016B	2 x Al/Cu, 2.5 x 16 mm <sup>2</sup> Blue	4 x Flexibel	2.5 - 16 mm <sup>2</sup>	200 / 160	15
FTG-KVIAC14016YG	2 x Al/Cu, 2.5 x 16 mm <sup>2</sup> Yellow / Green	4 x Flexibel	2.5 - 16 mm <sup>2</sup>	200 / 160	15
FTG-KVIAC51016G	10 x Al/Cu, 2.5 x 16 mm <sup>2</sup> Grey	5 x 1 / 5 x 1	2.5 - 16 mm <sup>2</sup>	5 x 80 / 63	10
FTG-KVIAC51016B	4 x Al/Cu, 2.5 x 16 mm <sup>2</sup> Blue	2x2Flexibel	2.5 - 16 mm <sup>2</sup>	2 x 100 / 80	30
FTG-KVIAC51016YG	12 x Al/Cu, 2.5 x 35 mm <sup>2</sup> Green	3 x 1 / 3 x 2	2.5 - 35 mm <sup>2</sup>	3x2x160/125	30
FTG-KVIAC32035G	12 x Al/Cu, 2.5 x 35 mm <sup>2</sup> Grey	3 x 2 / 3 x 2	2.5 - 35 mm <sup>2</sup>	125 Amper	1

## NEUTRAL &amp; EARTH DISTRIBUTION BLOCKS (FULL INSULATED)



CODE	DESCRIPTIONS	CABLE SECTION	PCS/BOX
FTG-870 N/7FS	7 x 16 mm <sup>2</sup> Full Insulated / Blue	16 mm <sup>2</sup>	10
FTG-870 S/7FS	7 x 16 mm <sup>2</sup> Full Insulated / Yellow-Green	16 mm <sup>2</sup>	10
FTG-870 N/15S	15 x 16 mm <sup>2</sup> Full Insulated / Blue	16 mm <sup>2</sup>	10
FTG-870 S/15S	15 x 16 mm <sup>2</sup> Full Insulated / Yellow-Green	16 mm <sup>2</sup>	10



## MONOBLOCK DISTRIBUTION UNITS




CODE	DESCRIPTIONS	PCS/BOX
<b>ONK80</b>	<b>80 A</b> Input : 3 x 6 - 16 mm <sup>2</sup> Output : 4 x 2,5 - 6 mm <sup>2</sup> 3 x 2,5 - 16 mm <sup>2</sup>	1



CODE	DESCRIPTIONS	PCS/BOX
<b>ONK125</b>	<b>125 A</b> Input : 1 x 10 - 35 mm <sup>2</sup> 1 x 2,5 - 16 mm <sup>2</sup> Output : 6 x 2,5 - 16 mm <sup>2</sup>	1



CODE	DESCRIPTIONS	PCS/BOX
<b>ONK160</b>	<b>160 A</b> Input : 1 x 10 - 70 mm <sup>2</sup> 1 x 2,5 - 16 mm <sup>2</sup> Output : 6 x 2,5 - 16 mm <sup>2</sup>	1



CODE	DESCRIPTIONS	PCS/BOX
<b>ONK250</b>	<b>250 A</b> Input : 1 x 35 - 120 mm <sup>2</sup> Output : 2 x 6 - 35 mm <sup>2</sup> 5 x 2,5 - 16 mm <sup>2</sup> 4 x 2,5 - 10 mm <sup>2</sup>	1



CODE	DESCRIPTIONS	PCS/BOX
<b>ONK400</b>	<b>400 A</b> Input: 1 x 95 - 185 mm <sup>2</sup> Output : 2 x 6 - 35 mm <sup>2</sup> 5 x 2,5 - 16 mm <sup>2</sup> 4 x 2,5 - 10 mm <sup>2</sup>	1



CODE	DESCRIPTIONS	PCS/BOX
<b>ONK500</b>	<b>500 A</b> Bar Input: 9,3 x 26,4 mm <sup>2</sup> Output : 2 x 6 - 35 mm <sup>2</sup> 5 x 2,5 - 16 mm <sup>2</sup> 4 x 2,5 - 10 mm <sup>2</sup>	1

## HEAT SHRINK TUBING



CODE	MM	INCH	PCS/BOX
K-53000	1		200
K-53001	1.2		200
K-53002	1.5		200
K-53003	1.6	1 / 16	200
K-53004	2		200
K-53005	2.4	3 / 32	200
K-53006	2.5		200
K-53007	3		200
K-53008	3.2	1 / 8	200
K-53009	3.5		200
K-53010	4		200
K-53011	4.5		100
K-53012	4.8	3 / 16	100
K-53013	5		100
K-53014	6		100
K-53015	6.4	1 / 4	100
K-53016	7		100
K-53017	8		100
K-53018	9		50
K-53019	9.5	3 / 8	100
K-53020	10		100
K-53021	11		100
K-53022	12		100
K-53023	12.7	1 / 2	100
K-53024	13		100
K-53025	14		100
K-53025-15	15		100
K-53026	16		100
K-53027	17		100
K-53028	18		100
K-53029	19.1	3 / 4	100
K-53030	20	4 / 5	100
K-53031	22		100
K-53032	25.4	1	50
K-53033	30		50
K-53034	32	1 - 1 / 4	50
K-53035	35		50
K-53036	38	1 - 1 / 2	50
K-53037	40		50
K-53038	51	2	25
K-53039	60		25
K-53040	70		25
K-53041	76	3	25
K-53042	80		25
K-53043	90		25
K-53044	102	4	25
K-53045	120	5	20
K-53046	150		20
K-53047	180		20

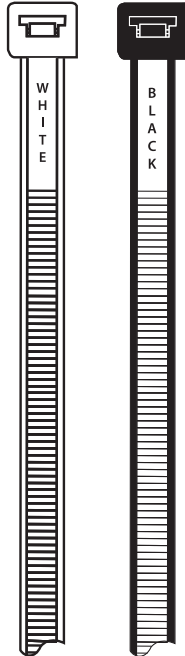
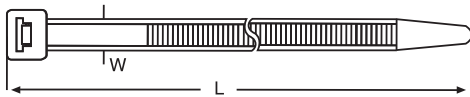
MM	INCH	PCS/BOX
1,6	1/16	200
2,4	3/32	200
2,5		200
3,2	1/8	200
3,5		200
4,8	3/16	100
5		100
6,4	1/4	100
7		100
9,5	3/8	100
10		100
12		100
12,7	1/2	100
16		100
19,1	3/4	100
20	4/5	100
25,4	1	50
32	1-1/4	50
35		50
38	1-1/2	50
51	2	50
70		25
76	3	25

TRANSPARENT WHITE YELLOW BLUE RED GREEN GREY  
BROWN YELLOWGREEN

## POLYOLEFIN, HALOGEN FREE 3/1 HEAT SHRINK

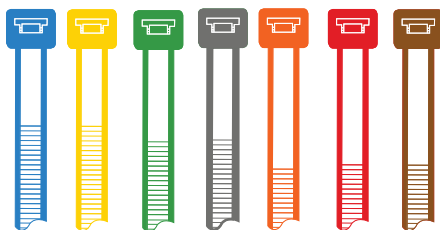

BEFORE mm	AFTER mm	ROLL/MT.
3.2	1	200 m
4.8	1.6	100 m
6.4	2	100 m
9.5	3	50 m
10	3	1.20 Length
12.7	4	1.20 Length
19.1	5.6	1.20 Length
28	9	1.20 Length
30	10	120 Length
35	10	1.20 Length
38	13	1.20 Length
43.2	12.7	1.20 Length
52	16	1.20 Length
75	22	1.20 Length
95	29	1.20 Length

STANDARD CABLE TIES



CODE	L	W	MAX. BUNDLE DIA	TENSILE STRENGTH (kg)	BAG PCS	PCS/BOX
ONKA - 8480	100	2.5	22	8.1	100 / 1000	70.000
ONKA - 8432	140	2.5	40	8.1	100 / 1000	45.000 / 50.000
ONKA - 8481	160	2.5	40	8.1	100 / 1000	45.000 / 50.000
ONKA - 8482	200	2.5	53	8.1	100 / 1000	40.000 / 45.000
ONKA - 8483	150	3.6	35	18.2	100 / 1000	33.000
ONKA - 8484	200	3.6	53	18.2	100 / 1000	25.000
ONKA - 8485	250	3.6	65	18.2	100 / 1000	20.000
ONKA - 8486	300	3.6	76	18.2	100 / 1000	20.000
ONKA - 8487	370	3.6	102	18.2	100 / 1000	15.000
ONKA - 8488	160	4.8	38	22.2	100	20.000
ONKA - 8489	200	4.8	50	22.2	100	16.000
ONKA - 8490	250	4.8	60	22.2	100	13.000
ONKA - 8491	300	4.8	76	22.2	100	13.000
ONKA - 8492	370	4.8	102	22.2	100	10.000
ONKA - 8493	430	4.8	110	22.2	100	9.000
ONKA - 8494	530	4.8	140	22.2	100	8.000
ONKA - 8495	300	7.6	76	54.5	100	6.500
ONKA - 8496	370	7.6	102	54.5	100	5.000
ONKA - 8497	450	7.6	127	54.5	100	3.500
ONKA - 8498	530	7.6	140	54.5	100	3.000
ONKA - 8499	710	7.6	190	54.5	100	2.000
ONKA - 8500	430	9.0	125	79.4	100	3.000
ONKA - 8501	530	9.0	140	79.4	100	3.000
ONKA - 8502	710	9.0	190	79.4	100	2.000
ONKA - 8503	810	9.0	240	79.4	100	1.000
ONKA - 8504	940	9.0	280	79.4	100	1.000
ONKA - 8505	1220	9.0	365	79.4	100	1.000
ONKA - 8523	1530	9.0	365	79.4	100	1.000

STANDARD CABLE TIES (COLOURED)



CODE	L	W	MAX. DIA	WEIGHT (kg)	PCS	CARTON
ONKA - 8178	100	2.5	22	8.1	100 / 1000	70.000
ONKA - 8177	140	2.5	40	8.1	100 / 1000	45.000
ONKA - 8180	200	2.5	53	8.1	100 / 1000	40.000 / 45.000
ONKA - 8181	150	3.6	35	18.2	100 / 1000	35.000
ONKA - 8182	200	3.6	53	18.2	100 / 1000	25.000
ONKA - 8183	250	3.6	65	18.2	100 / 1000	20.000
ONKA - 8184	300	3.6	76	18.2	100 / 1000	20.000
ONKA - 8185	300	4.8	76	22.2	100	13.000
ONKA - 8205	370	4.8	102	22.2	100	10.000
ONKA - 8209	370	7.6	102	54.5	100	5.000
ONKA - 8218	450	7.6	127	54.5	100	3.000
ONKA - 8219	530	7.6	140	54.5	100	3.000

GW products are made of nylon 66 raw material which is supplied by Dupont TM Zytel. Its working temperature is between -40 °C and 85 °C. It has self extinguishing characteristic according to UL 94/V2 norm. High quality GW cable ties have high resistivity against materials like benzine, motorine, oil, dye, vernic. We keep stocks cable ties of white-black and all the other colors given. Please contact us for different color requirements. Our products also have UV types for external usage.



REACTIVE POWER FACTOR CONTROLLER



POWER FACTOR CONTROLLER



DIGITAL UNIVERSAL AMMETER



DIGITAL VOLTMETER



MULTIMETER



DIGITAL PROTECTOR & MULTIMETER



VOLTAGE PROTECTION RELAYS



TIME RELAYS



**MONOPHASE SERIES**



**THREE PHASE SERIES**



**CEE NORM SERIES**



**HANGING ENERGY DISTRIBUTION BOX**



**3 WAY GROUP SOCKET SERIES**



**COMBITANITON SERIES**



**METAL & PLASTIC BUTTON BOX SERIES**





**METAL & PLASTIC ENCLOSURE BOX SERIES**




**METAL & PLASTIC CABLE REEL SERIES**



# HEAVY DUTY CONNECTORS

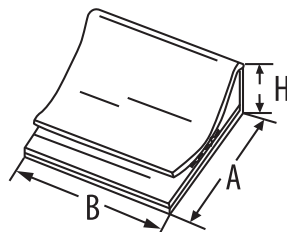


STAINLESS TYPE (AISI 304 - 316) METAL CABLE TIES



CODE	L	W	MAX. BUNDLE DIA	TENSILE STRENGTH (kg)	BAG PCS	PCS/BOX
ONKA - 8600	127	4.6	25.0	46	100	8000
ONKA - 8601	152	4.6	37.0	46	100	8000
ONKA - 8602	201	4.6	50.0	46	100	6000
ONKA - 8603	266	4.6	69.0	46	100	6000
ONKA - 8604	300	4.6	76.0	46	100	4000
ONKA - 8605	362	4.6	102	46	100	4000
ONKA - 8606	521	4.6	152	46	100	3000
ONKA - 8607	679	4.6	203	46	100	2000
ONKA - 8608	838	4.6	254	46	100	2000
ONKA - 8609	152	7.9	25.0	114	100	4000
ONKA - 8610	201	7.9	50.0	114	100	3000
ONKA - 8611	266	7.9	69.0	114	100	3000
ONKA - 8612	300	7.9	76.0	114	100	2000
ONKA - 8613	362	7.9	102	114	100	2000
ONKA - 8614	521	7.9	152	114	100	1500
ONKA - 8615	679	7.9	203	114	100	1000
ONKA - 8616	838	7.9	254	114	100	1000

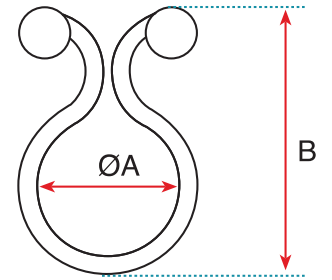

FLAT CABLE HOLDER



CODE	A	B	H	PCS/BOX
ONKA - 8433	15	26	6.5	100
ONKA - 8434	25	26	10.0	100

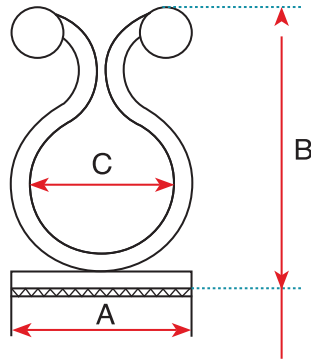


**FLEXIBLE CLIPS**



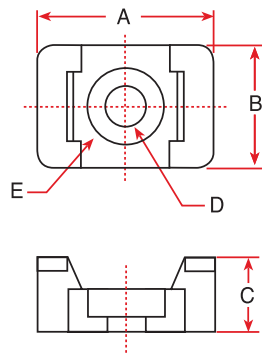
PRODUCT TYPE	TH-D	TH-E	TH-F	TH-G	TH-H	TH-I	TH-J	TH-K	TH-L
CODE	ONKA-8370	ONKA-8371	ONKA-8372	ONKA-8373	ONKA-8374	ONKA-8375	ONKA-8376	ONKA-8377	ONKA-8378
ØA	11.2	5.2	8.3	11.5	15.0	18.0	19.5	22.5	5.2
B	28.4	21.0	25.2	30.9	35.1	40.0	42.5	45.5	22.0
BUNDLE DIA	10.2	4.5	7.3	10.5	14.0	17.0	19.0	22.0	5.0
PCS/BAG	1000	1000	1000	1000	1000	1000	1000	1000	1000

**SELF ADHESIVE FLEXIBLE CLIPS**



CODE	A	B	C	MAX. BUNDLE WIDTH	PCS/BAG
ONKA - 8435	20 x 20	32	16	14.0	100

**SCREWED TIE MOUNTS**



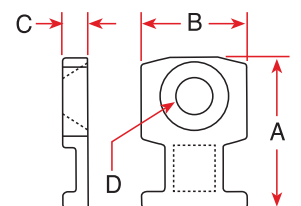
White

Black




CODE	A	B	C	D	E	MAX. BUNDLE WIDTH	PCS/BOX
ONKA - 8360	2	14.9	9.5	6.9	4.5	7.8	100
ONKA - 8361	3	22.2	15.9	9.7	6.4	12.6	100

**LOW PROFILE HOLDER**

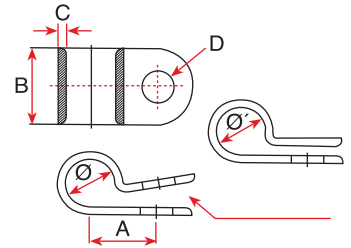


CODE	A	B	C	D	MAX. BUNDLE WIDTH	PCS/BOX
ONKA - 8445	19.1	12.7	3.4	4.5	4.8	100

CABLE COMPRESSORS

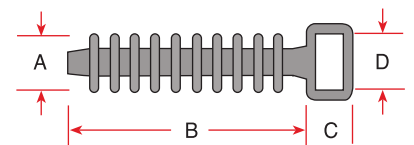


White  
Black



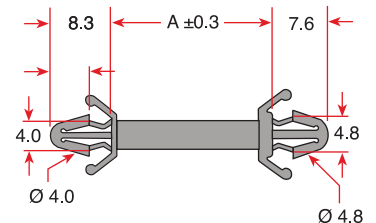
CODE	Ø	Ø'	A	B	C	D	PCS/BOX
ONKA - 8450 1-8S	3.6	3.3	8.2	9.1	1.27	M5	100
ONKA - 8451 3-16S	5.3	4.8	9.6	9.1	1.27	M5	100
ONKA - 8452 1-4S	7.4	6.6	10.3	9.1	1.27	M5	100
ONKA - 8453 5-16S	8.9	7.8	10.6	9.1	1.27	M5	100
ONKA - 8454 3-8S	10.9	9.7	11.9	9.2	1.27	M5	100
ONKA - 8455 1-8	3.1	2.9	9.1	12.7	1.50	M5	100
ONKA - 8456 1-4	6.3	5.9	11.4	12.7	1.50	M5	100
ONKA - 8457 3-8	9.5	9.1	13.4	12.7	1.50	M5	100
ONKA - 8458 1-2	12.7	12.2	15.0	12.7	1.50	M5	100
ONKA - 8459 9-16	14.2	13.8	15.8	12.7	1.50	M5	100
ONKA - 8460 3-4	19.0	18.6	19.8	12.7	1.50	M5	100
ONKA - 8461 7-8	22.2	21.8	21.4	12.7	1.50	M5	100

CONCRETE CROCKET



CODE	A	B	C	D	MAX. BUNDLE WIDTH	PCS/BOX
ONKA - 8362	9.5	36.0	6.0	9.5	9.5	100

PRINTED CIRCUIT HOLDER



CODE	DIMENSION (mm) A	PCS/BOX
ONKA - 8420 CBS-6A	6.2	1000
ONKA - 8421 CBS-9A	9.2	1000
ONKA - 8422 CBS-13A	12.6	1000
ONKA - 8423 CBS-16A	15.8	1000
ONKA - 8424 CBS-19A	19.1	1000

**ELECTRONIC THERMOSTATE FOR CONTROL PANEL BOARD**



PTS T/1



PTS CT/2

CODE	TYPE	PCS/BOX
PTS T/1	Electronic Thermostat for Control Panel	1
PTS CT/2	Cooler & Heater for Control Panel Board 0 - 50 °C	1

**PANEL INTERNAL THERMOSTATE**




CODE	TYPE	PCS/BOX
PTHT	Panel Internal Heat Thermostat 0 - 60 C, NK, IP 20	1
PTVT	Panel Internal Cold Thermostat 0 - 60 C, NA, IP 20	1
PTVHT	Panel Internal Heat - Cold Thermostat 0 - 80 / 0-60 C, NK + NA, IP 20	1
PHG02	Mechanic Higrstate %10/90 RH, 1CO, IP 20	1

**CABLE COLLECTOR**



CODE	MIN. DIA	MAX. DIA	PCS/BOX
İRPKC-05	3	7	100
İRPKC-10	5	16	100
İRPKC-15	10	25	50
İRPKC-20	13	32	50
İRPKC-25	16	38	50
İRPKC-30	19	44	50
İRPKC-40	25	63	25
İRPKC-50	38	89	25

**2 KV FIBER GLASS HEAT SHRINKS**



CODE	DIA	ROLL (m)
FG-VG 0.70	0.70	100
FG-VG 1.00	1.00	100
FG-VG 1.50	1.50	100
FG-VG 2.00	2.00	100
FG-VG 2.50	2.50	100
FG-VG 3.00	3.00	100
FG-VG 3.50	3.50	100
FG-VG 4.00	4.00	100
FG-VG 5,00	5,00	100
FG-VG 6.00	6.00	50

CODE	DIA	ROLL (m)
FG-VG 7.00	7.00	50
FG-VG 8.00	8.00	50
FG-VG 10.00	10.00	50
FG-VG 12.00	12.00	50
FG-VG 14.00	14.00	50
FG-VG 16.00	16.00	50
FG-VG 18.00	18.00	50
FG-VG 20.00	20.00	25
FG-VG 25.00	25.00	25

Insulation Degree : 8 °C Working Temperature: -25 °C / 130 °C

**PANEL SPIRAL BAND**



CODE	INNER DIA	OUTSIDE DIA	MT.
EMTİ - TSPR6	4.1	6.2	10
EMTİ - TSPR8	6.0	8.0	10
EMTİ - TSPR10	7.5	10.0	10
EMTİ - TSPR12	9.0	12.0	10
EMTİ - TSPR15	12.0	15.0	10

**CABLE COLLECTOR SPIRAL**



CODE	SIZE	MT.
EMTİ - TTSPR8	8 mm Black	5
EMTİ - TTSPR15	15 mm Black	5
EMTİ - TTSPR20	20 mm Black	5
EMTİ - TTSPR 25	25 mm Black	5
EMTİ - TTSPR32	32 mm Black	5

**6 KV GLASS+SILICON INSULATED HEAT SHRINKS**



CODE	DIA	ROLL (m)
FG-SRG 0.70	0.70	100
FG-SRG 1.00	1.00	100
FG-SRG 1.50	1.50	100
FG-SRG 2.00	2.00	100
FG-SRG 2.50	2.50	100
FG-SRG 3.00	3.00	100
FG-SRG 3.50	3.50	100
FG-SRG 4.00	4.00	100
FG-SRG 5,00	5,00	100
FG-SRG 6.00	6.00	100
FG-SRG 7.00	7.00	100
FG-SRG 8.00	8.00	100
FG-SRG 10.00	10.00	100
FG-SRG 12.00	12.00	50
FG-SRG 14.00	14.00	50
FG-SRG 16.00	16.00	50
FG-SRG 18.00	18.00	50
FG-SRG 20.00	20.00	25
FG-SRG 25.00	25.00	25


Insulation Degree : H Class Working Temperature: -60 °C / 230 °C

THE ROLL LABELLING MARKING SYSTEM

**2x20** Meter

**Total Strip Length 40 meters**

with 40 meters ribbon;  
 7.500 pieces 1,5 mm<sup>2</sup>  
 6.500 pieces 2,5 mm<sup>2</sup>  
 5.500 pieces 4 mm<sup>2</sup>  
 4.500 pieces 6 mm<sup>2</sup>  
 4.000 pieces 10 mm<sup>2</sup>  
 terminal block can be labeled



**2 x 11 mm Double Strip Label**



CODE	DESCRIPTIONS	PCS/BOX
ONKA-7300	CP-2140 Thermal Transfer Printer	1
ONKA-7301	11mm x 2 x 20 metre Double Strip Label ( for terminal blocks)	20 mt x 2
ONKA-7302	35 mm x 300 mt. Black Label (For CP 2140 printer)	300 mt
ONKA-7303	55 mm x 74 mt. Black Label (For TLP 2824 Plus printer)	74 mt


**PLOTTER PRINTER AND DEKAFIX LABELLING SYSTEM ( FOR TERMINAL BLOCKS)**



**SINGLE USE PEN**



**FILLABLE PEN**



CODE	DESCRIPTIONS	PCS/BOX
<b>BRAD-PLOTBASIC</b>	A4 Plotter Printer	1
<b>BRAD-PEN025.A</b>	025 Single use plotter pen (Black)	1
<b>BRAD-SAP025</b>	025 Fillable plotter pen	1
<b>BRAD-SAGN60.A</b>	Ink (Black ) 30 ml	1

